

Extension Agricultural Weather Report

January 17, 2022 - January 24, 2022.

STATEWIDE CROP SUMMARY

(Data provided by the National Agricultural Statistics Service Crop Progress and Condition Report)

General

There were 6.7 days suitable for field work. Precipitation estimates ranged from little rain in some locations to 9.0 inches in Lakeland (Polk County). The average temperature ranged from 41.8°F in Niceville (Okaloosa County) to 73.3°F in Key West (Monroe County).

Livestock and Pastures

Cattle and pasture condition remained mostly good throughout the state.

Crops

Persistent morning frosts negatively affected fruit and vegetable crops, with reports of potential impact to strawberry yield.

Some producers prepared fields for spring planting.

Citrus

Maximum temperatures were in the mid 60s to low 70s across the citrus growing region.

Minimum temperatures were in the mid 30s in some locations, with Sebring (Highlands County) reaching 35°F, and Vero Beach (Indian River County) reaching 37°F.

There were no reports of freeze damage to the citrus crop.

There was some light rainfall reported, with Muse (Glades County) receiving 1.31 inches, and Vero Beach (Indian River County), 0.96 inches.

According to the January 20, 2022 U.S. Drought Monitor, the entire citrus growing region was drought free.

Early, midseason, and Valencia oranges; Tango, Orri, W. Murcott, and other minor tangerine varieties; tangelos; and red and white grapefruit were all harvested for the fresh market.

Processing plants were receiving field run fruit, and accepting both orange and grapefruit packinghouse eliminations.

Grove activities included fertilizing; herbicide, pesticide, and nutritional application; mowing; tree skirt trimming and canopy thinning; row middle discing; removal of dead trees; young tree planting; and general grove maintenance.

Irrigation was run frequently in all areas, and canal and irrigation ditch water levels were reported to be low in some locations.

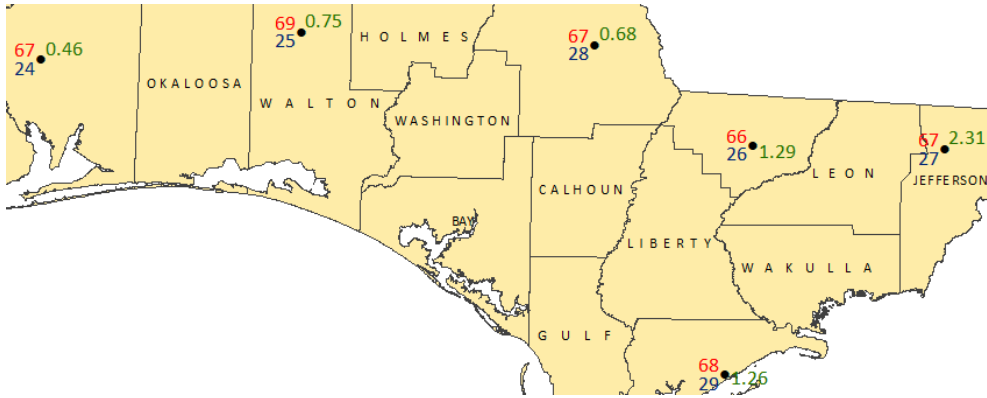
Soil Moisture Summary

(Data provided by the National Agricultural Statistics Service Crop Progress and Condition Report)

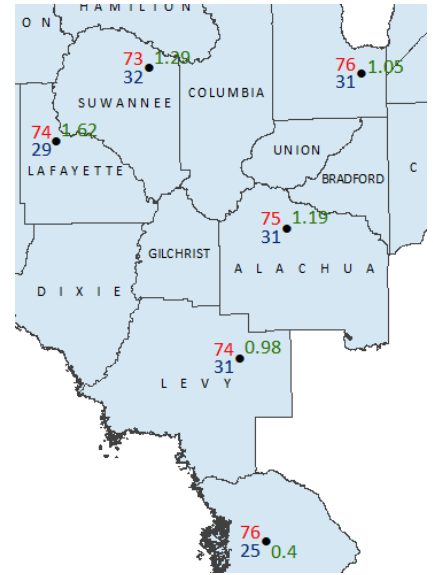
TOPSOIL	THIS WEEK (%)	PREVIOUS WEEK (%)
Very Short	2	2
Short	20	24
Adequate	76	70
Surplus	2	4

Weekly Temperature & Rainfall Data from FAWN Stations by District

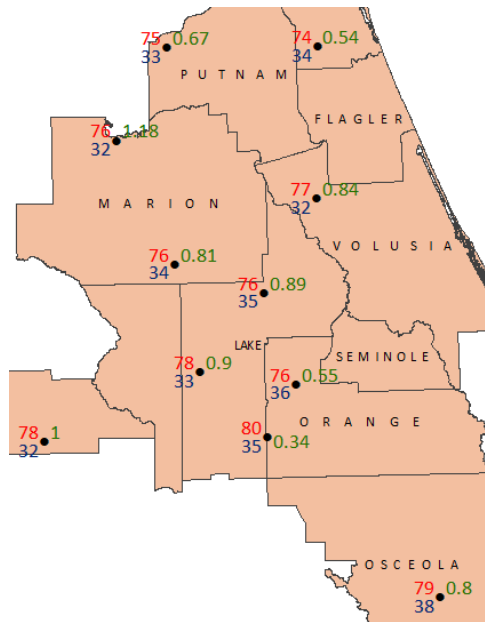
Northwest District



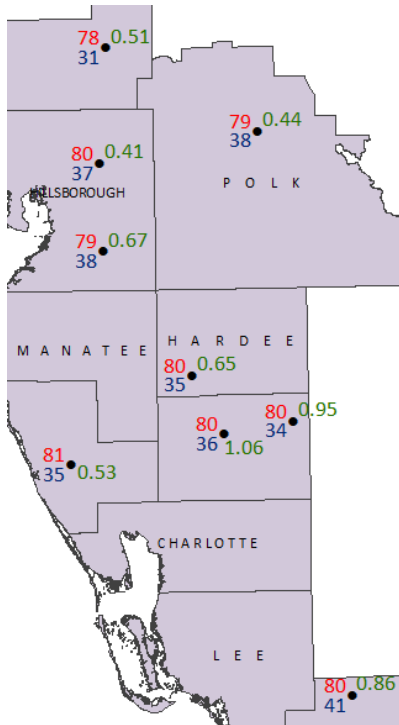
Northeast District



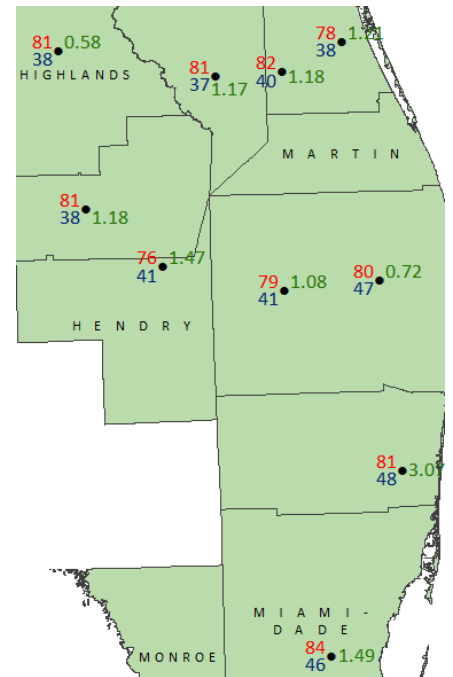
Central District



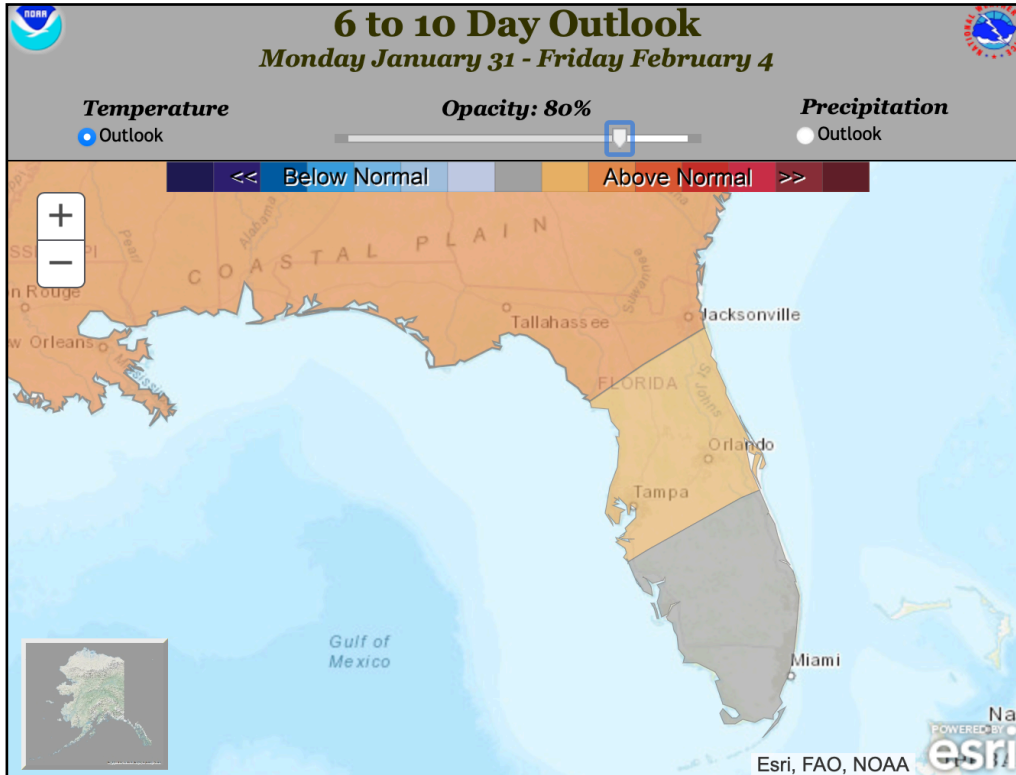
Southwest District



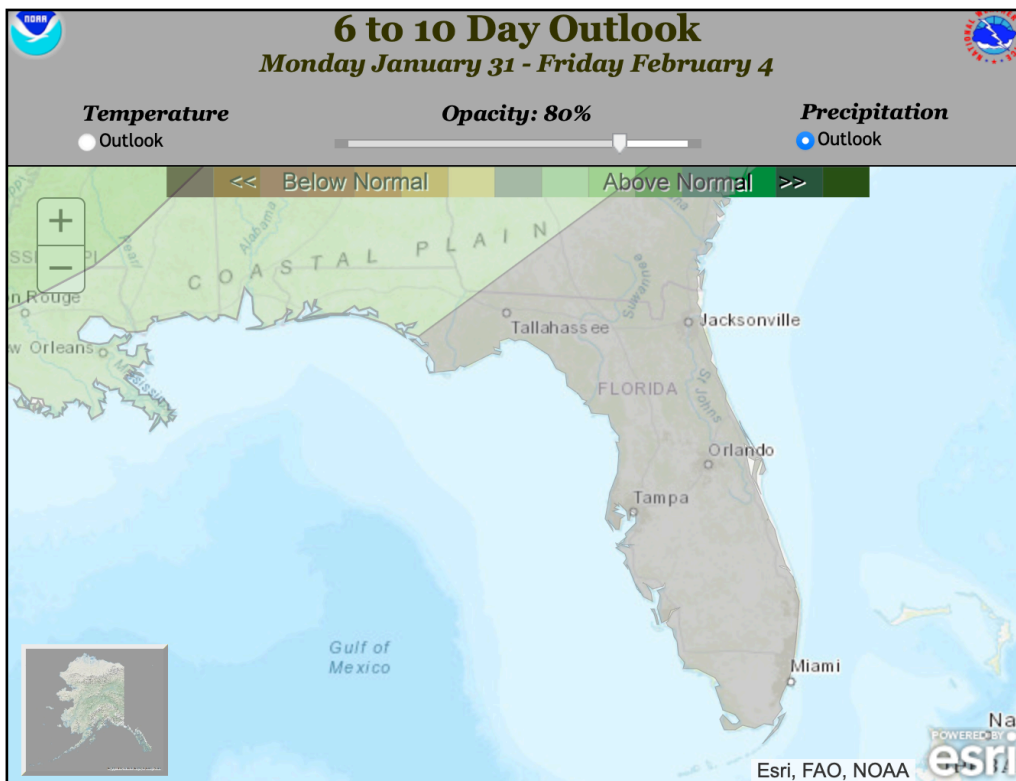
Southeast District



NWS 6-10 DAY OUTLOOKS



NWS 6-10 day Temperature Outlook



NWS 6-10 day Rainfall Outlook

