

Extension Agricultural Weather Report

March 08, 2020 - March 15, 2020.

STATEWIDE CROP SUMMARY

(Data provided by the National Agricultural Statistics Service Crop Progress and Condition Report)

General

There were 6.7 days suitable for field work. Precipitation estimates ranged from no rain in a few locations to 0.9 inches in North Miami Beach (Dade County). The average temperature ranged from 55.9°F in Niceville (Okaloosa County) to 74.1°F at Key West International Airport (Monroe County).

Livestock and Pastures

Cattle condition remained mostly fair to good throughout the state.

Fruits and Vegetables

A variety of fruits and vegetables were planted and marketed. Dry and warm conditions allowed planting and harvesting activities, with many producers preparing fields for spring and summer planting.

Field Crops

In the panhandle, corn was planted and fields were prepared for cotton, peanuts, and soybeans. Cover crops were planted and herbicides applied, but high winds in the southern peninsula delayed spraying. Sugarcane harvest continued.

Citrus

Maximum temperatures were in high 70s to low 80s. No rainfall was recorded in the citrus growing region. According to the March 11, 2021 U.S. Drought Monitor, most counties were under some degree of abnormally dry conditions, with only Saint Lucie, Okeechobee, Hillsborough, Indian River, Osceola, Citrus, Marion, and

Martin counties drought-free.

With non-Valencia harvest over, plants were processing Valencia oranges.

Mandarin harvest was running behind compared to last season, with Honey (Murcott) tangerines, Tangos, and a few other minor tangerine varieties harvested.

Grapefruit harvest was less than two hundred thousand boxes weekly, with almost all white and about half of red going to processing plants.

Grove activities included, fertilizing, hedging, mowing, topping, herbicide application, minimal spraying, and taking care of young trees.

Irrigation was run in all areas.

Trees were in full bloom, some showing open flowers and some showing small fruit.

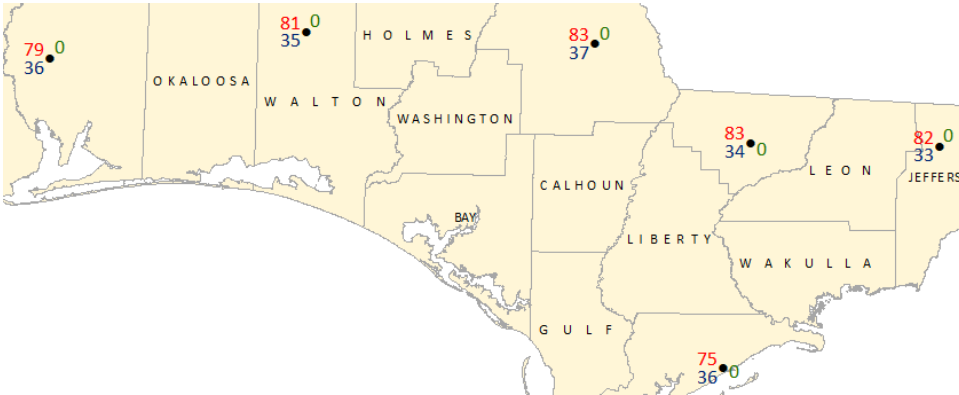
Soil Moisture Summary

(Data provided by the National Agricultural Statistics Service Crop Progress and Condition Report)

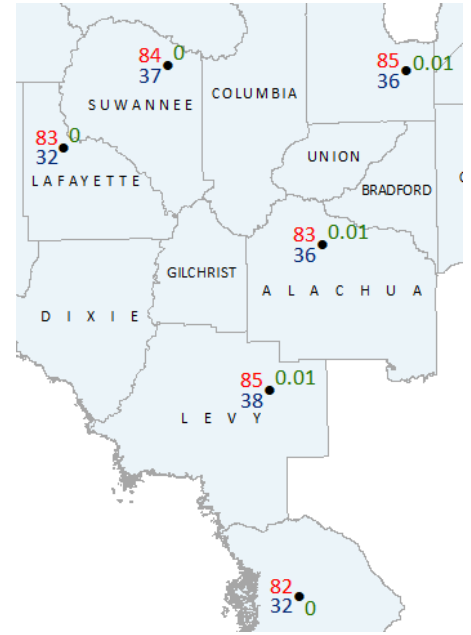
TOPSOIL	THIS WEEK (%)	PREVIOUS WEEK (%)
Very Short	1	1
Short	20	37
Adequate	72	61
Surplus	7	1

Weekly Temperature & Rainfall Data from FAWN Stations by District

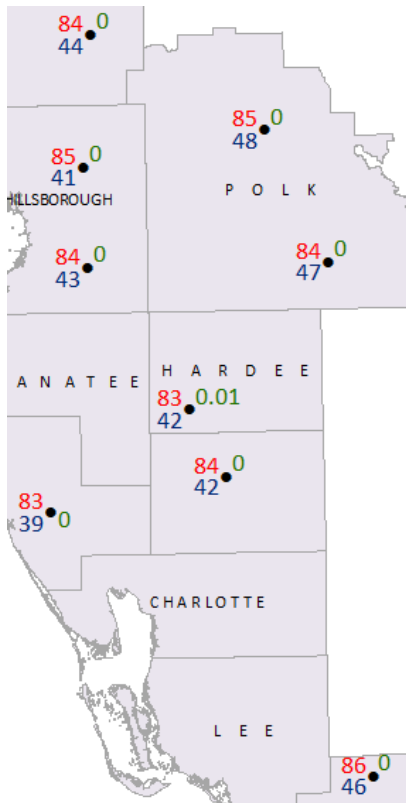
Northwest District



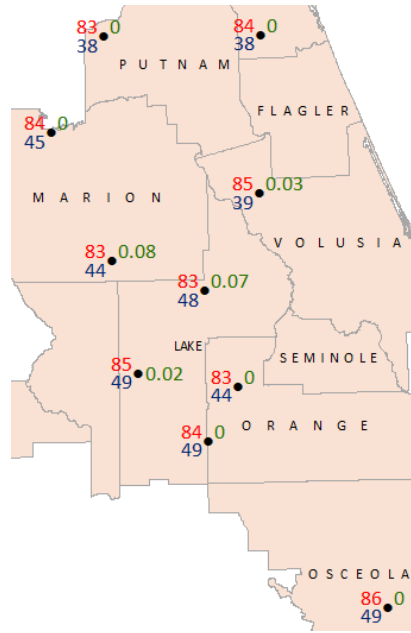
Northeast District



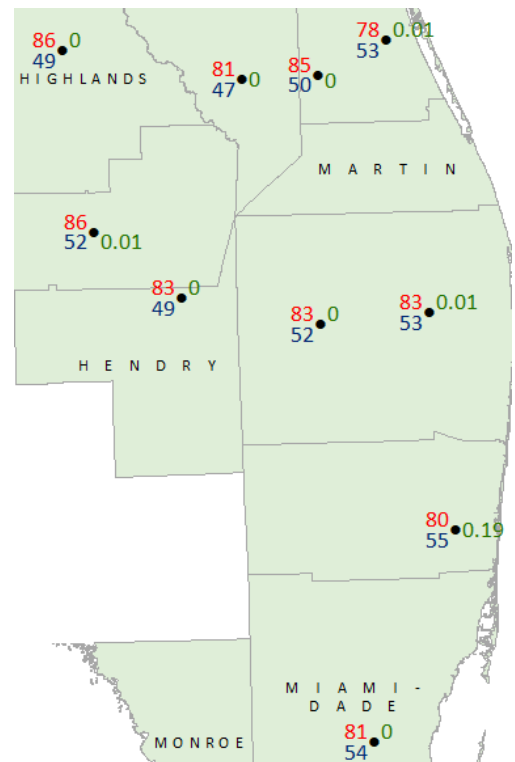
Southwest District



Central District



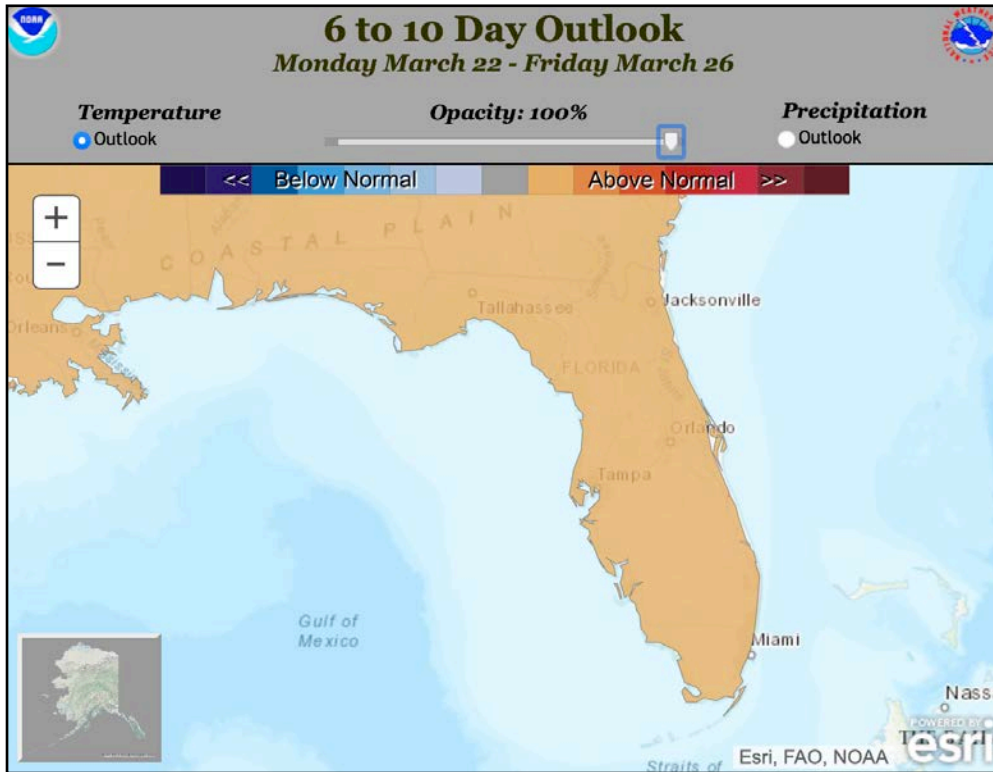
Southeast District



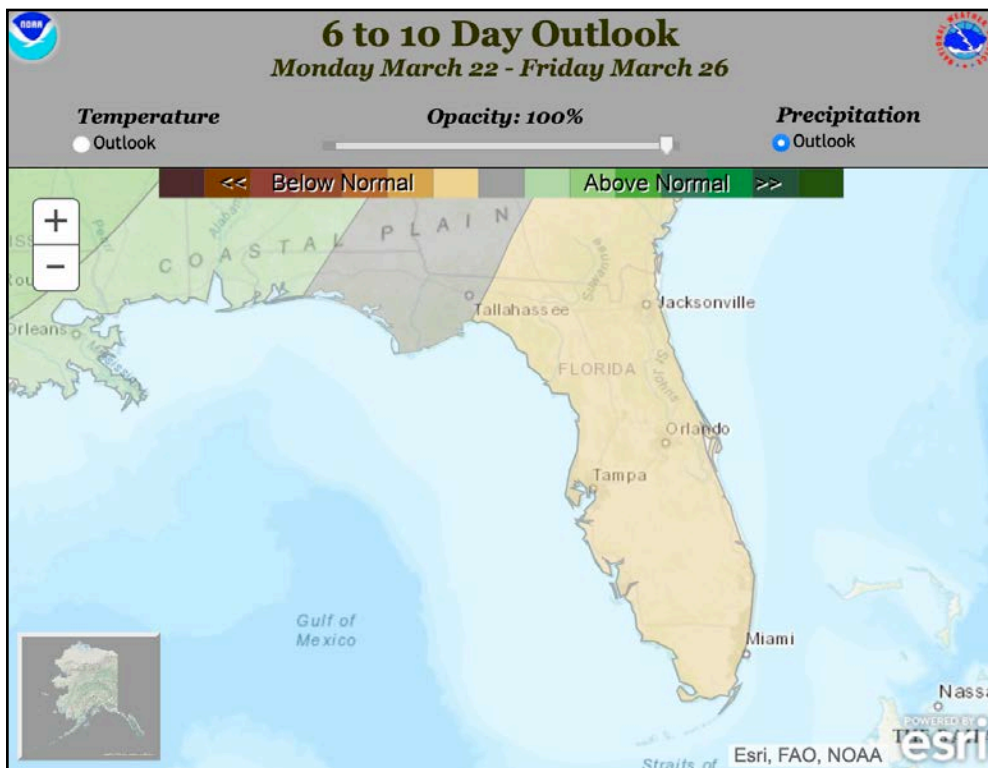
● 7-day rainfall (inches) ● 7-day Maximum Temperature (°F) ● 7-day Minimum Temperature (°F)



NWS 6-10 DAY OUTLOOKS



NWS 6-10 day Temperature Outlook



NWS 6-10 day Rainfall Outlook

