

# Extension Agricultural Weather Report

May 4, 2020 - May 11, 2020

## STATEWIDE CROP SUMMARY

(Data provided by the National Agricultural Statistics Service Crop Progress and Condition Report)

### General

There were 6.7 days suitable for field work.

Precipitation estimates ranged from no rain in multiple locations to 0.9 inches in Curry Hammock State Park (Monroe County).

The average temperature ranged from 66.2°F in Whiting Field (Santa Rosa County) to 79.8°F in Bahia Honda State Park (Monroe County).

### Livestock and Pastures

Cool nighttime temperatures and dry conditions continued to slow pasture re-growth.

Cattle condition remained mostly good.

### Fruits and Vegetables

A variety of fruits and vegetables were harvested and brought to market in the southern peninsula.

Producers in the southern peninsula continued applying pesticides and herbicides to control minor pests and disease pressures.

Watermelon harvesting was nearly complete.

### Field Crops

Cotton and peanut planting continued in the panhandle and northern peninsula, but was slowed due to lack of soil moisture.

Producers in the panhandle reported some seed rotting in the ground and disease pressures caused by cool temperatures.

Potato harvesting continued in the northern peninsula.

Hay cutting was reported in the panhandle.

Sugarcane harvesting continued, but was winding down.

### Citrus

Maximum temperatures ranged from the upper 80s to low 90s across the citrus growing region, with Palmdale (Glades County) reaching 93°F.

Most stations received less than half an inch of rain. According to the May 7, 2020 U.S. Drought Monitor, drought conditions continued to lessen, with the western, lower central, and Indian River Districts all abnormally dry. The remainder of the region was showing moderate or severe drought conditions.

Valencia orange harvest continued strong, with 3 million boxes harvested weekly.

Grapefruit harvest was winding down, and tangerine and tangelo harvests were over for the season.

Next season oranges were quarter to half dollar sized, and grapefruit were golf ball sized.

Grove activities included hedging, topping, spraying nutritionals and insecticides, fertilizing, mowing, and general grove maintenance.

Irrigation was run routinely in all areas.

### Soil Moisture Summary

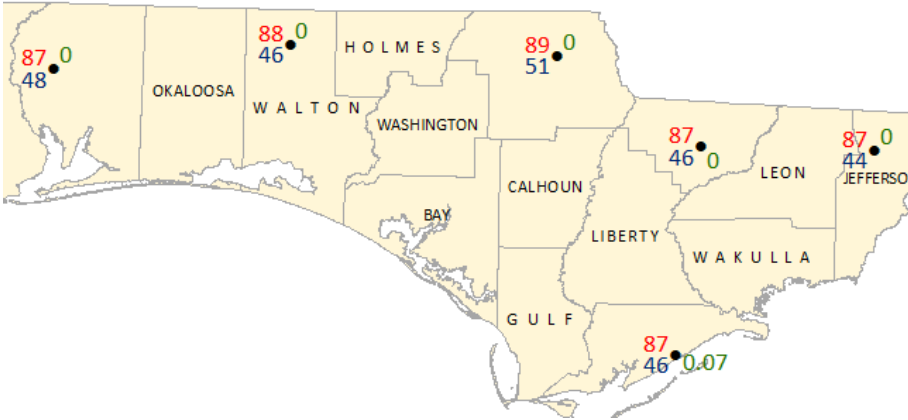
(Data provided by the National Agricultural Statistics Service Crop Progress and Condition Report)

TOPSOIL	THIS WEEK (%)	PREVIOUS WEEK (%)
Very Short	3	12
Short	30	49
Adequate	64	39
Surplus	3	0

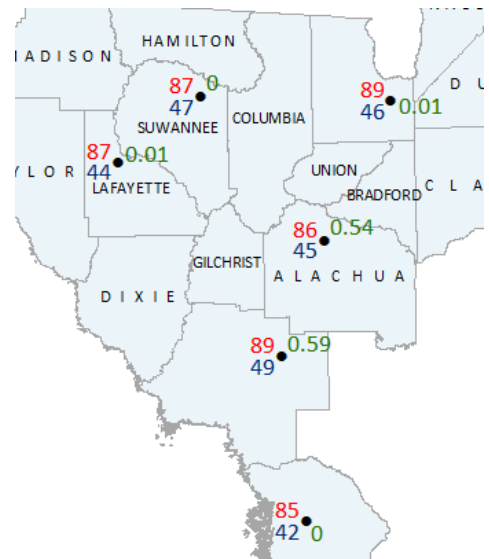


# Weekly Temperature & Rainfall Data from FAWN Stations by District

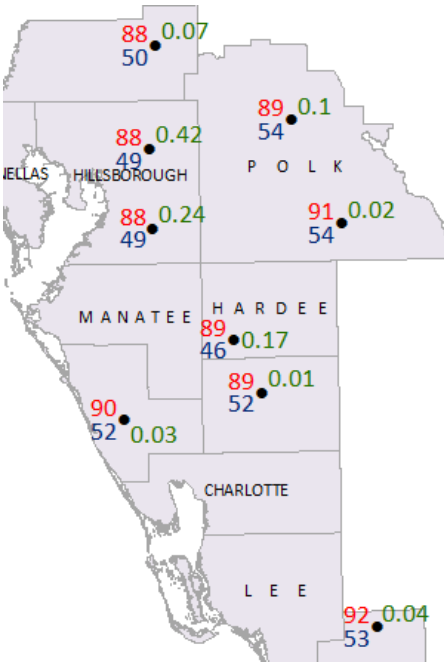
Northwest District



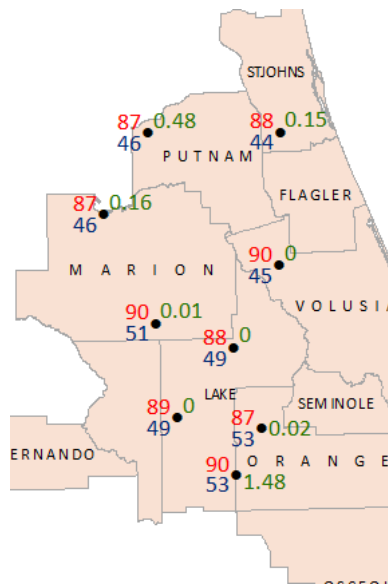
Northeast District



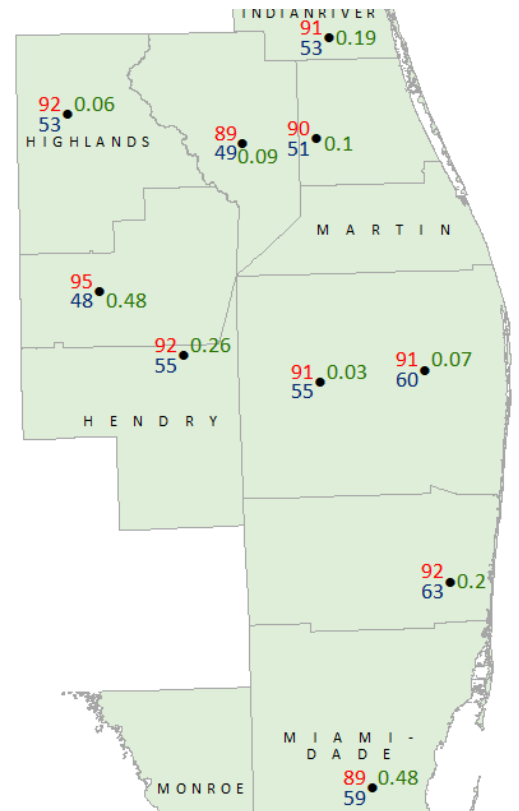
Southwest District



Central District



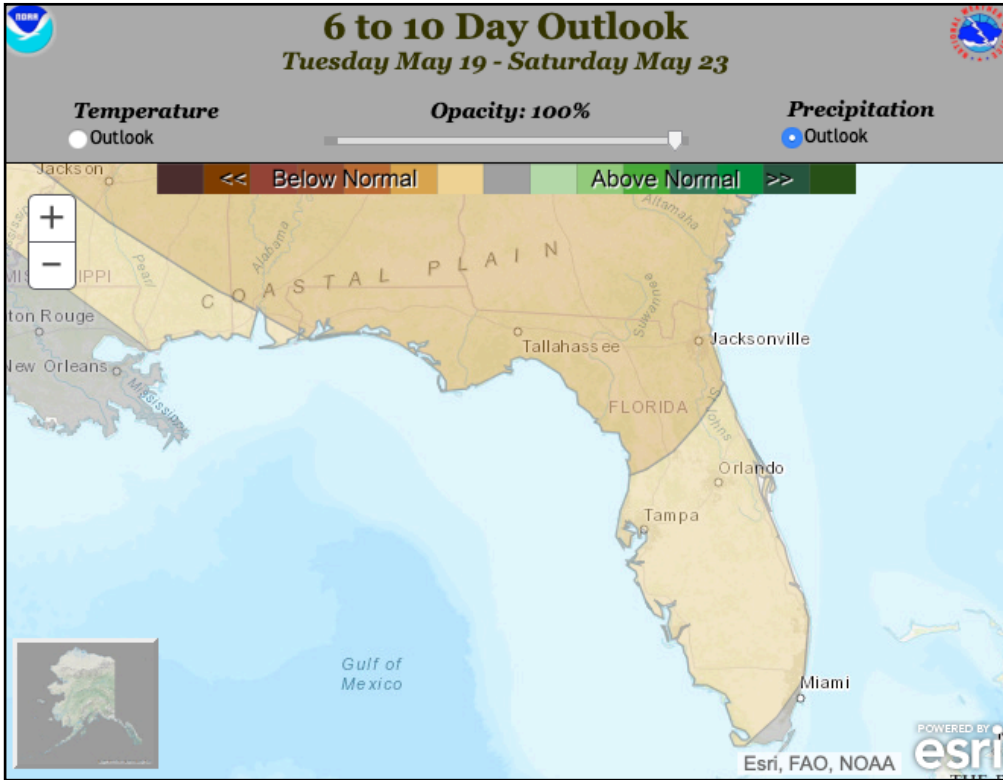
Southeast District



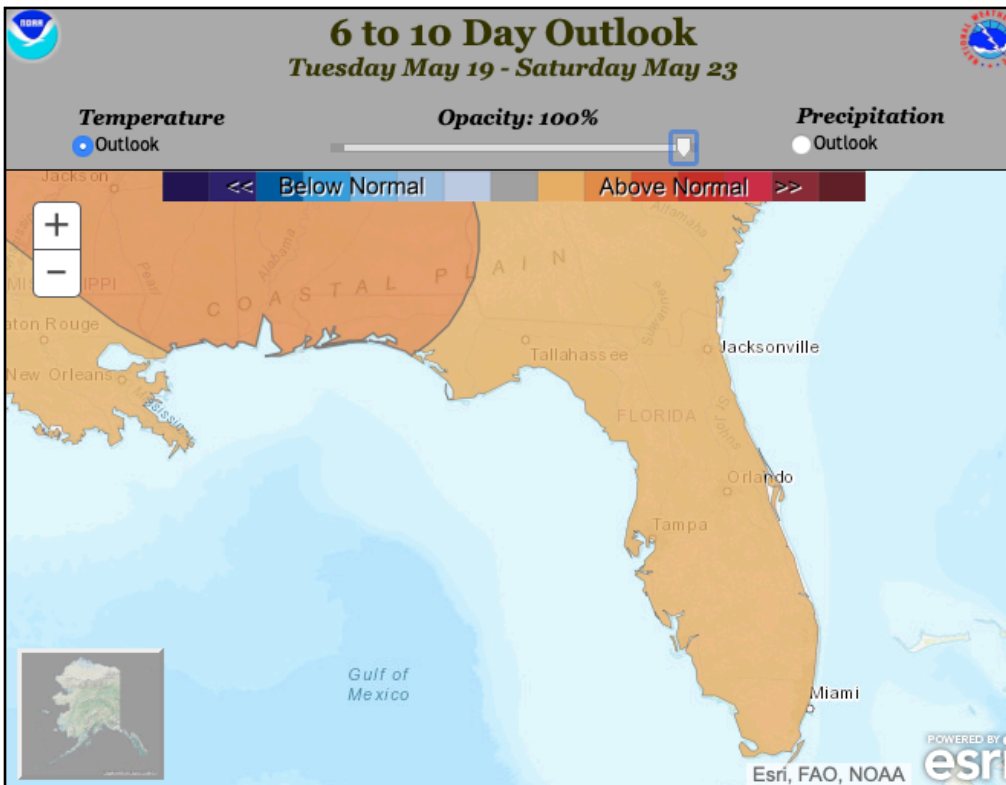
● 7-day rainfall (inches) ● 7-day Maximum Temperature (°F) ● 7-day Minimum Temperature (°F)



# NWS 6-10 DAY OUTLOOK



NWS 6-10 day Rainfall Outlook



NWS 6-10 day Temperature Outlook

