

# Extension Agricultural Weather Report

June 15, 2020 - June 22, 2020

## STATEWIDE CROP SUMMARY

(Data provided by the National Agricultural Statistics Service Crop Progress and Condition Report)

### General

There were 6.2 days suitable for field work.

Precipitation estimates ranged from no rain in multiple locations to 8.5 inches in Aberdeen (Palm Beach County).

The average temperature ranged from 73.9°F in Jasper (Hamilton County) to 84.3°F in Key West (Monroe County).

### Livestock and Pastures

Cattle condition remained mostly good throughout the state.

### Fruits and Vegetables

A variety of fruits and vegetables were harvested and brought to market.

Southern peninsula growers continued planting cover crops and applying herbicides to fallow fields.

Watermelon harvesting continued in the northern peninsula.

Producers in the northern peninsula reported fungal infestation and bacterial leaf spot on corn, beans, and squash.

### Field Crops

Warm temperatures and lack of soil moisture in the panhandle caused crop condition to decline.

Cotton producers reported that deer were causing significant crop damage.

Peanut growers in the northern peninsula reported army worm infestation.

Hay cutting was reported throughout the panhandle and northern peninsula.

### Citrus

Maximum temperatures ranged from the upper 80s to mid 90s, with Lakeland (Polk County) reaching 96°F.

Most of the citrus producing counties received 1-2 inches of rainfall, with Fort Pierce (St. Lucie County) receiving 4.38 inches. According to the June 18, 2020 U.S. Drought Monitor, the entire citrus growing region was drought free.

Valencia harvest finished and all major processing plants closed for the season, but fresh fruit were still being utilized for the fresh market.

Next season's oranges and grapefruit were approximately golf ball to tennis ball sized.

Growers continued pushing non-productive trees and resetting as trees became available.

Grove activities included mowing, hedging, spraying nutritionals and insecticides, herbicide application, fertilizing, and general grove maintenance.

Irrigation was run several times per week in most areas.

### Soil Moisture Summary

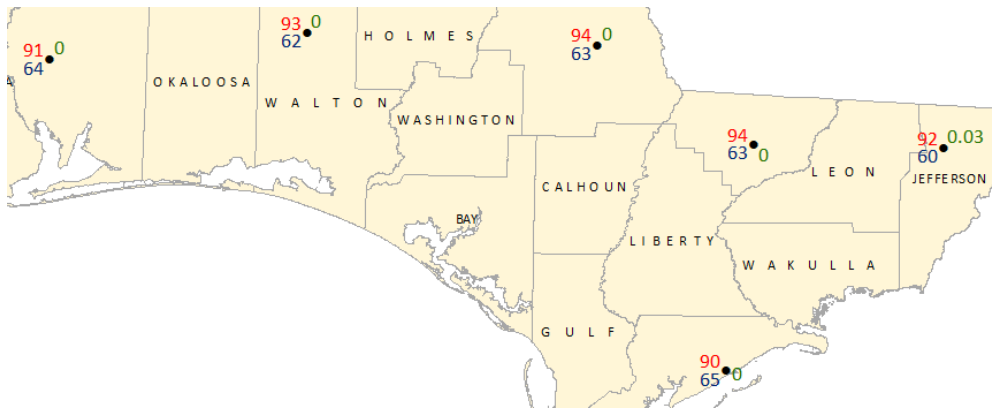
(Data provided by the National Agricultural Statistics Service Crop Progress and Condition Report)

TOPSOIL	THIS WEEK (%)	PREVIOUS WEEK (%)
Very Short	1	8
Short	11	20
Adequate	75	68
Surplus	13	4

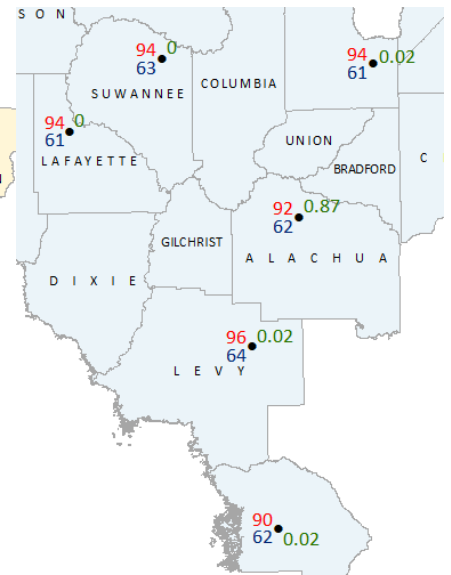


# Weekly Temperature & Rainfall Data from FAWN Stations by District

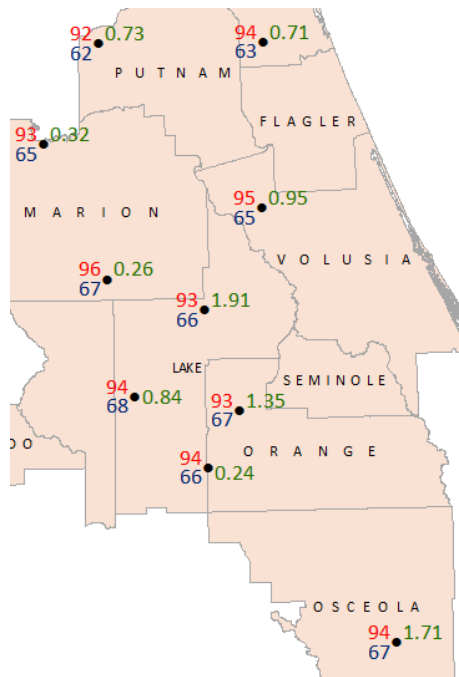
Northwest District



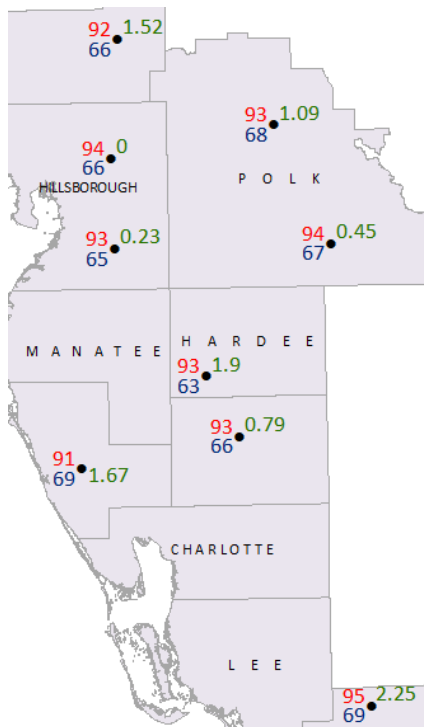
Northeast District



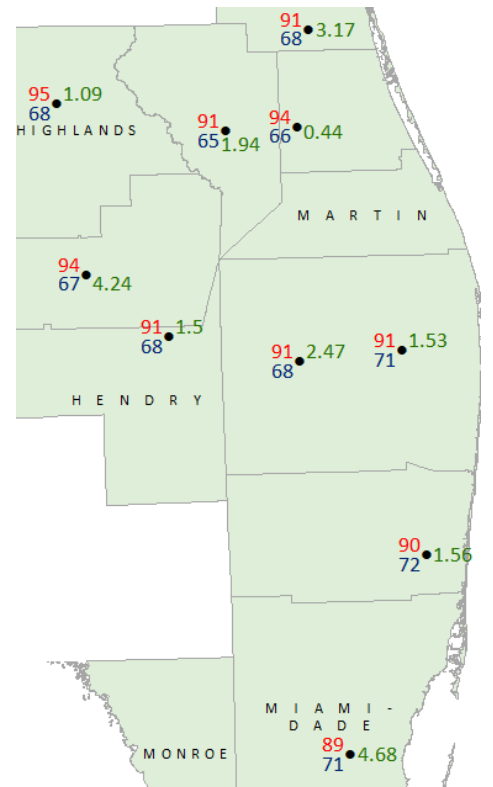
Central District



Southwest District



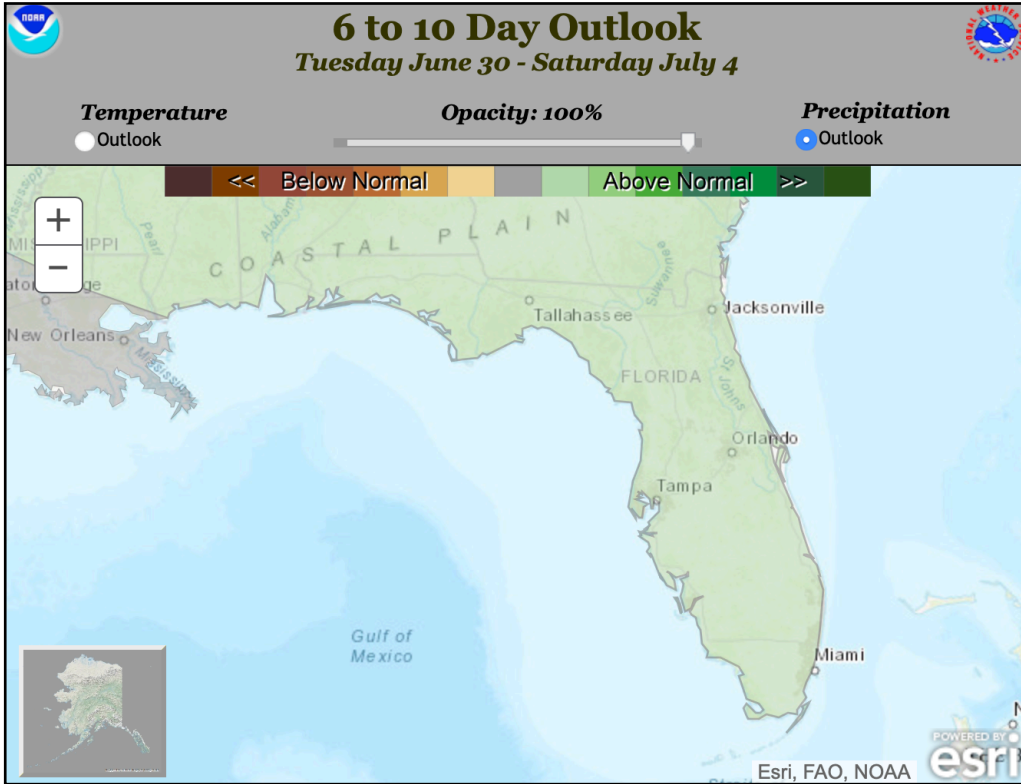
Southeast District



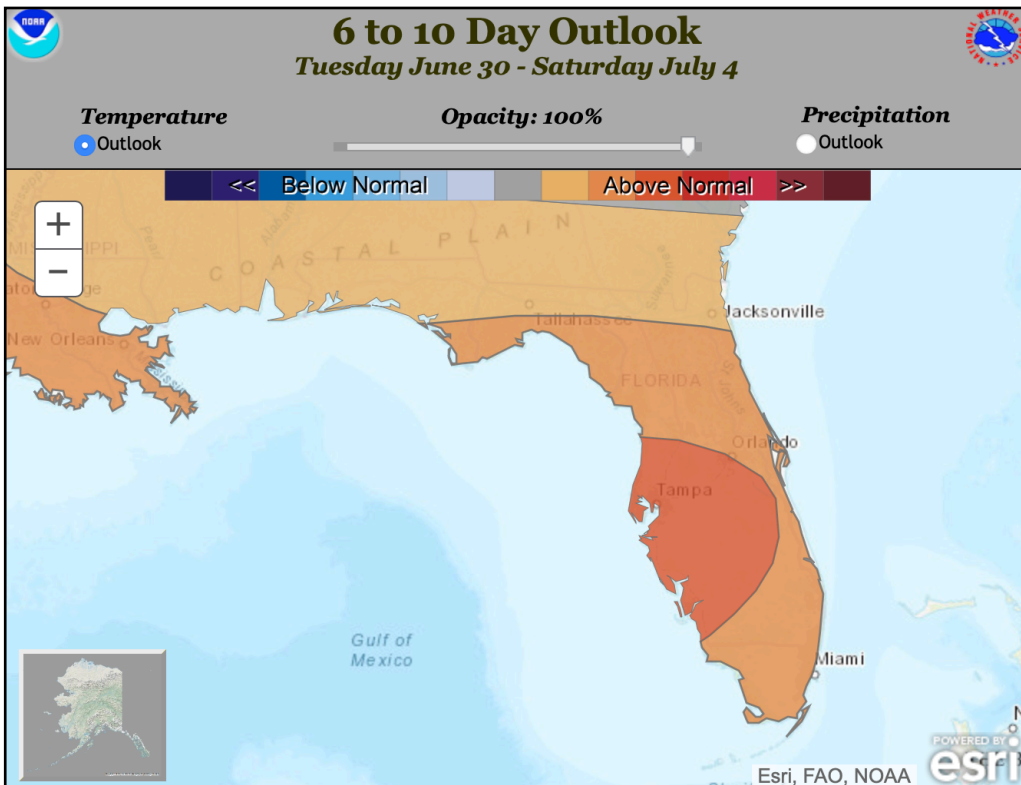
● 7-day rainfall (inches) ● 7-day Maximum Temperature (°F) ● 7-day Minimum Temperature (°F)



# NWS 6-10 DAY OUTLOOK



NWS 6-10 day Rainfall Outlook



NWS 6-10 day Temperature Outlook

