

# Extension Agricultural Weather Report

July 07, 2020 - July 13, 2020

## STATEWIDE CROP SUMMARY

(Data provided by the National Agricultural Statistics Service Crop Progress and Condition Report)

### General

There were 6.2 days suitable for field work.

Precipitation estimates ranged from trace amounts in multiple locations to 7.1 inches in Vero Beach (Indian River County).

The average temperature ranged from 79.7°F in Lake City (Columbia County) to 87.9°F in Punta Gorda (Charlotte County).

### Livestock and Pastures

Cattle condition remained mostly good throughout the state.

### Fruits and Vegetables

A variety of fruits and vegetables continued being planting and marketed.

Squash harvesting was reported in the panhandle.

Vegetable growers in the southern peninsula continued field preparations and some began mowing cover crops.

### Field Crops

Row crop growers in the panhandle reported battling stem maggots, armyworms, and grasshoppers.

Fungicide application on row crops continued in the panhandle.

Field corn harvesting continued in the panhandle and northern peninsula.

Hay cutting continued across the state, but was hampered by rain and wet conditions.

Sugarcane was in its grand growth phase.

### Citrus

Maximum temperatures ranged from the low to mid 90s, with Central Florida (Lake County) reaching 94°F.

The citrus growing region received widespread rainfall, with Vero Beach (Indian River County) receiving 7.1 inches, Fruitland Park (Lake County) 5.8 inches, and Winter Springs (Seminole County) 3.8 inches. According to the July 9, 2020 U.S. Drought Monitor, the entire citrus growing region was drought free.

Next season's early oranges were slightly larger than golf ball sized, Valencia oranges were approximately gold ball sized, and grapefruit varied from golf ball to tennis ball in size.

Grove activities included mowing, herbicide application, fertilizing, removal of dead trees, and general grove maintenance.

Irrigation was run in some areas.

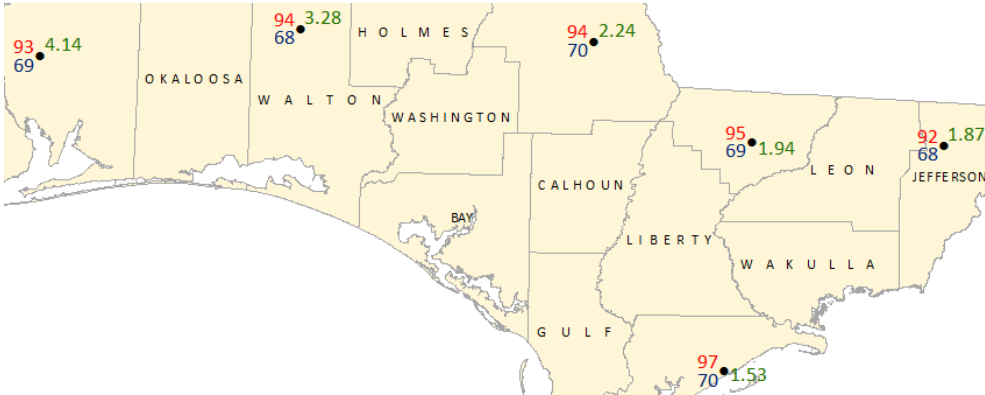
### Soil Moisture Summary

(Data provided by the National Agricultural Statistics Service Crop Progress and Condition Report)

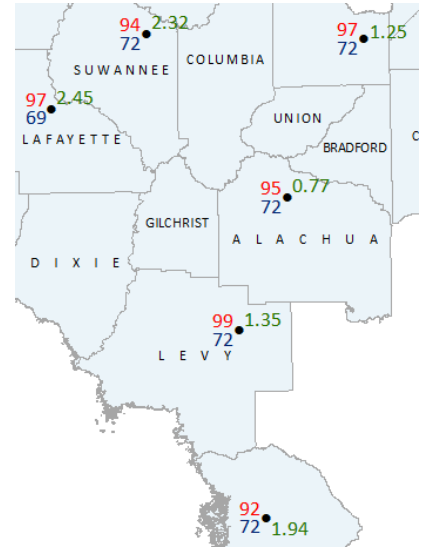
TOPSOIL	THIS WEEK (%)	PREVIOUS WEEK (%)
Very Short	1	0
Short	19	13
Adequate	74	83
Surplus	6	4

# Weekly Temperature & Rainfall Data from FAWN Stations by District

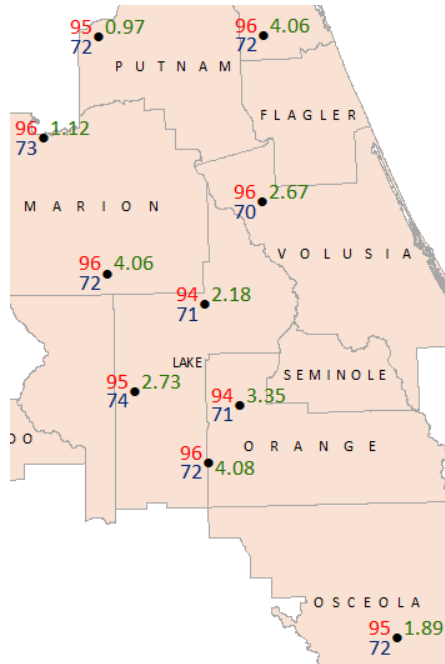
Northwest District



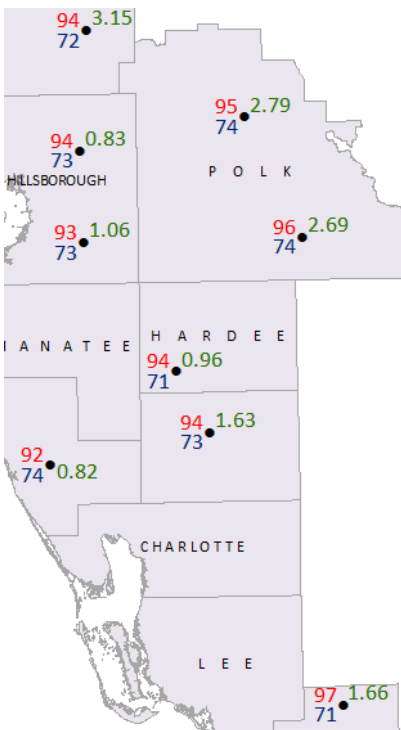
Northeast District



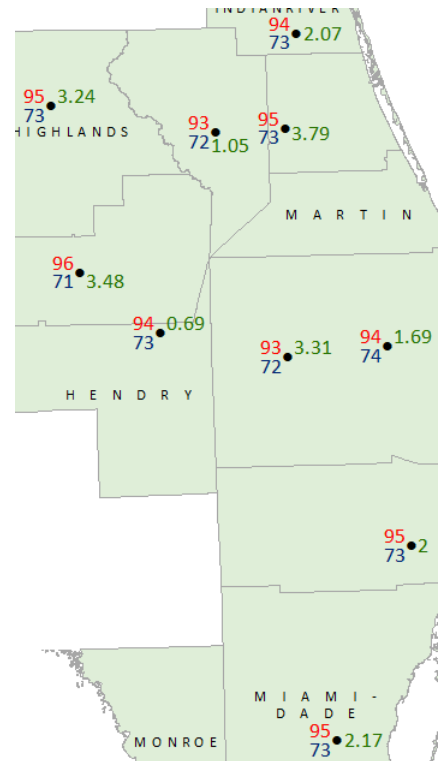
Central District



Southwest District



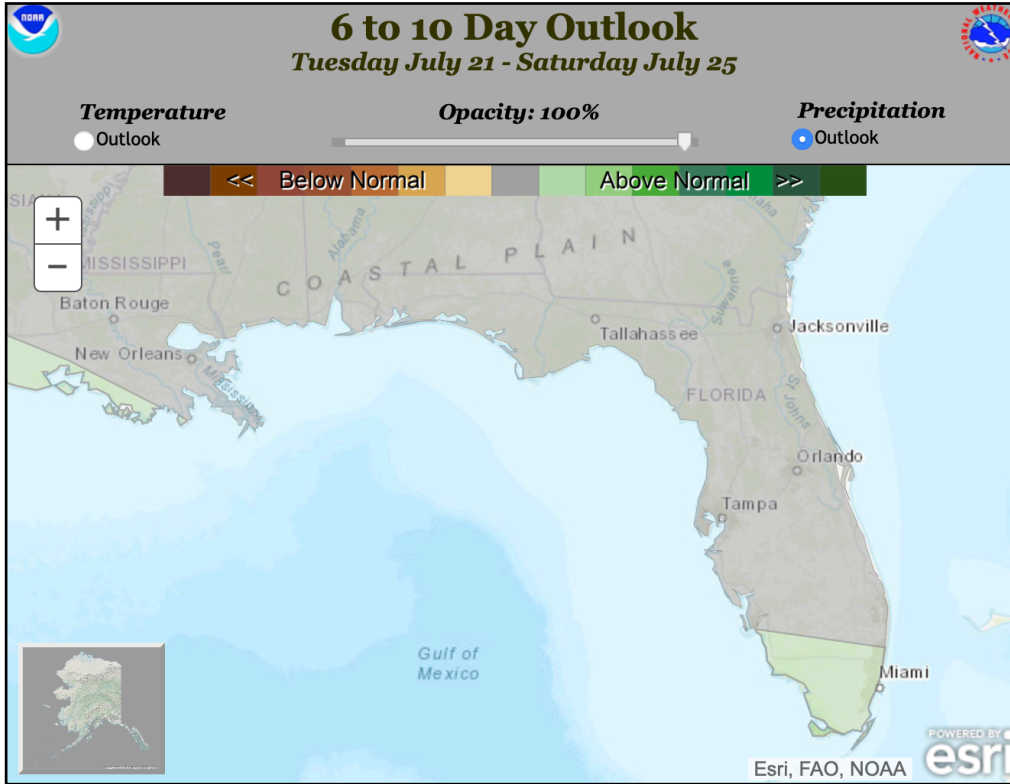
Southeast District



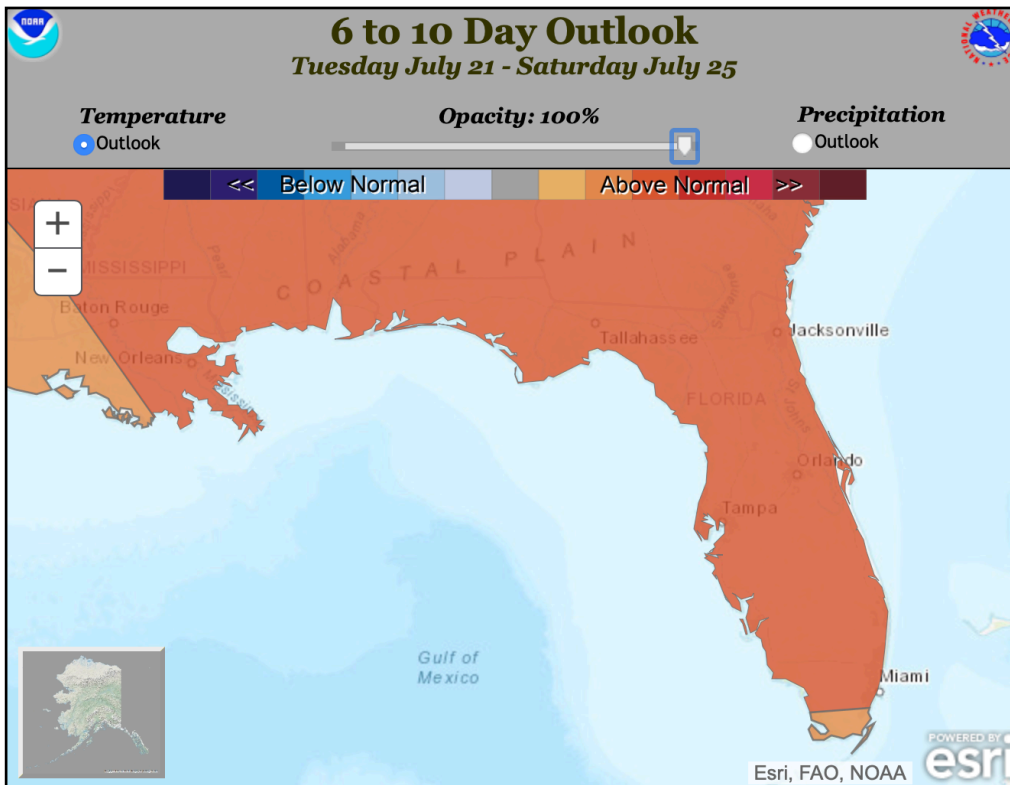
● 7-day rainfall (inches) ● 7-day Maximum Temperature (°F) ● 7-day Minimum Temperature (°F)



# NWS 6-10 DAY OUTLOOK



NWS 6-10 day Rainfall Outlook



NWS 6-10 day Temperature Outlook

