

Extension Agricultural Weather Report

July 13, 2020 - July 20, 2020

STATEWIDE CROP SUMMARY

(Data provided by the National Agricultural Statistics Service Crop Progress and Condition Report)

General

There were 6.5 days suitable for field work.

Precipitation estimates ranged from trace amounts in multiple locations to 5.9 inches in Miramar (Broward County).

The average temperature ranged from 78.3°F in Fernandina Beach (Nassau County) to 85.9°F in Plant City (Hillsborough County).

Livestock and Pastures

Cattle condition remained mostly good throughout the state.

Some cattle operations in the southern peninsula began shipping calves.

Fruits and Vegetables

A variety of fruits and vegetables continued being planted and marketed.

Squash harvesting continued in the panhandle.

Vegetable growers in the southern peninsula continued field preparations for fall planting.

Field Crops

Row crop growers in the panhandle continued battling stem maggots, armyworms, and grasshoppers.

Fungicide application on row crops continued in the panhandle, with some growers expressing concern about white mold.

Field corn harvesting continued in the panhandle and northern peninsula, with some growers reporting disease pressure.

Hay cutting continued across the state.

Sugarcane growth continued, with reports of some laying down due to recent storms.

Citrus

Maximum temperatures ranged from the low to mid 90s, with Clermont (Lake County) and Plant City (Hillsborough County) both reaching 96°F.

The citrus growing region once again received widespread rainfall, with Fort Pierce (St. Lucie County) receiving 3.1 inches, and Lakeland receiving 2.9 inches. According to the July 16, 2020 U.S. Drought Monitor, the entire citrus growing region remained drought free. Next season's early oranges were approximately tennis ball sized, Valencia oranges were approximately golf ball sized, and grapefruit varied from golf ball to tennis ball in size.

Grove activities included mowing, spraying, herbicide application, fertilizing, removal of dead trees, and general grove maintenance.

Irrigation was run in some areas.

Soil Moisture Summary

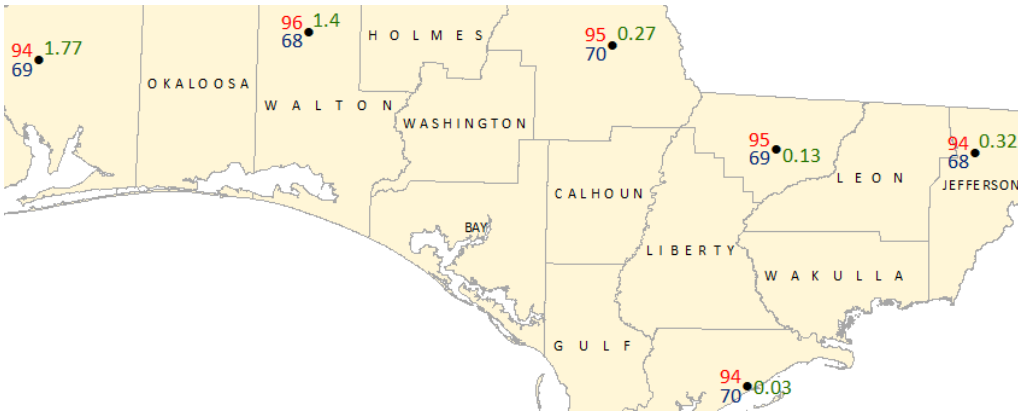
(Data provided by the National Agricultural Statistics Service Crop Progress and Condition Report)

TOPSOIL	THIS WEEK (%)	PREVIOUS WEEK (%)
Very Short	0	1
Short	13	18
Adequate	83	78
Surplus	4	3

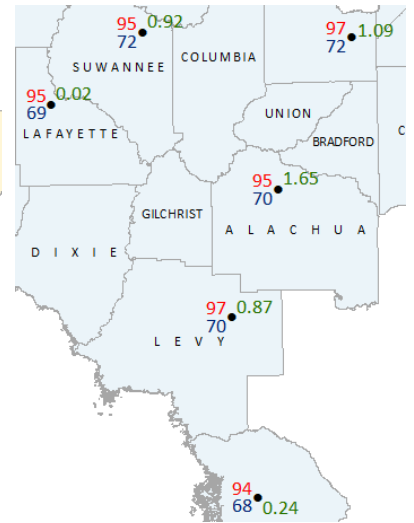


Weekly Temperature & Rainfall Data from FAWN Stations by District

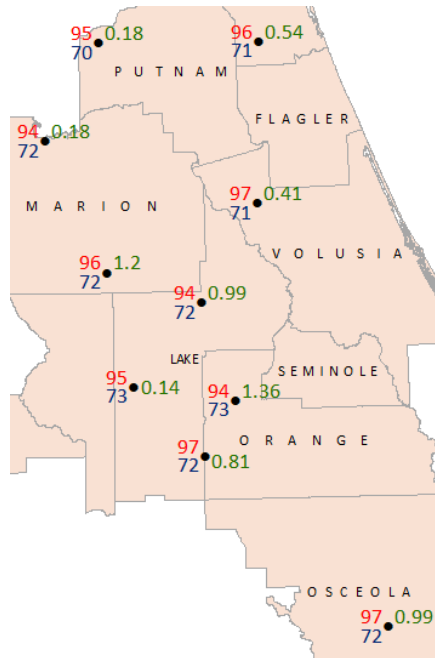
Northwest District



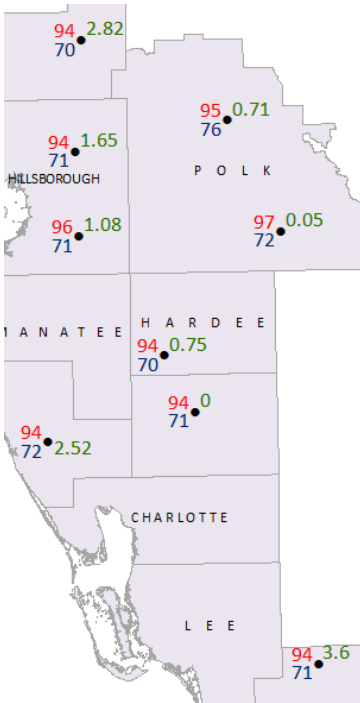
Northeast District



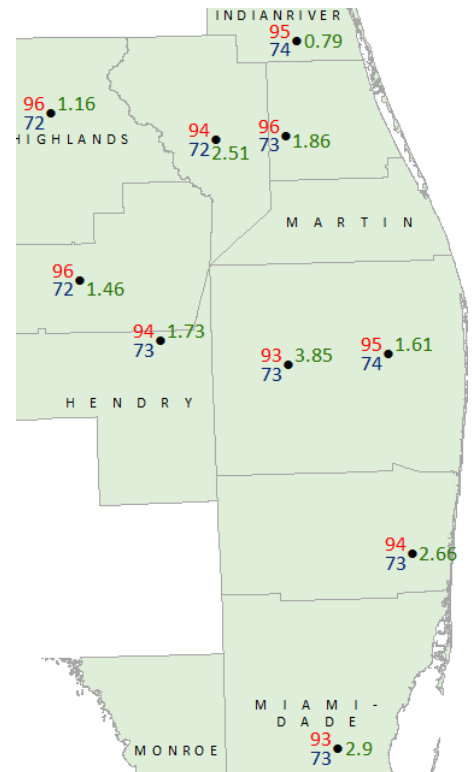
Central District



Southwest District



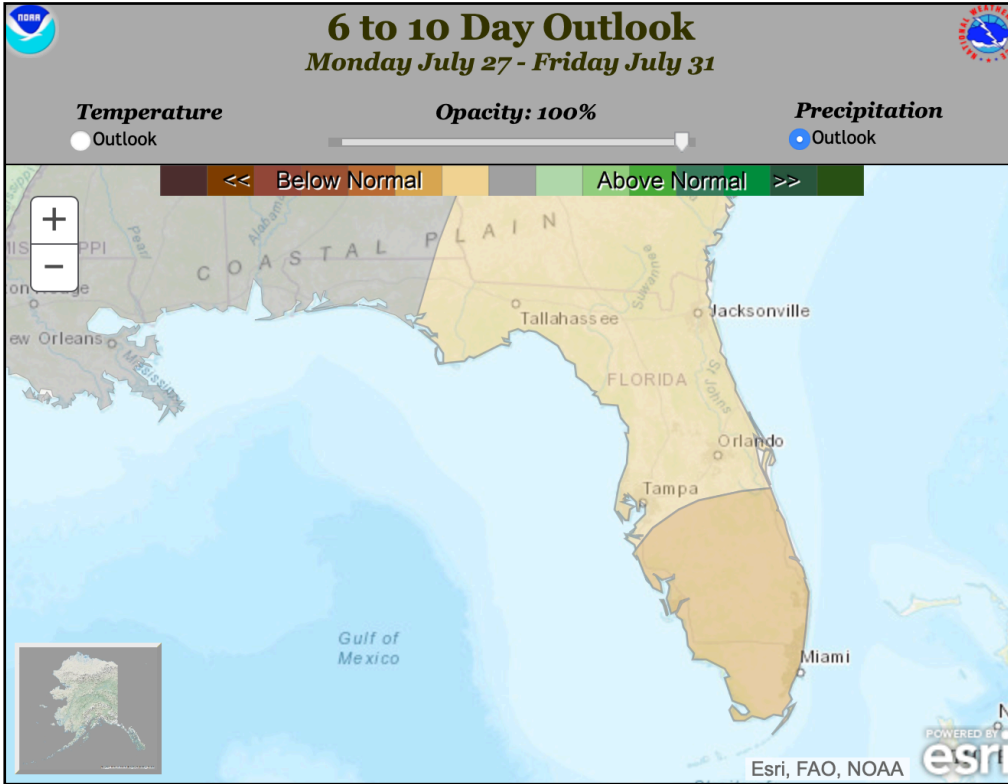
Southeast District



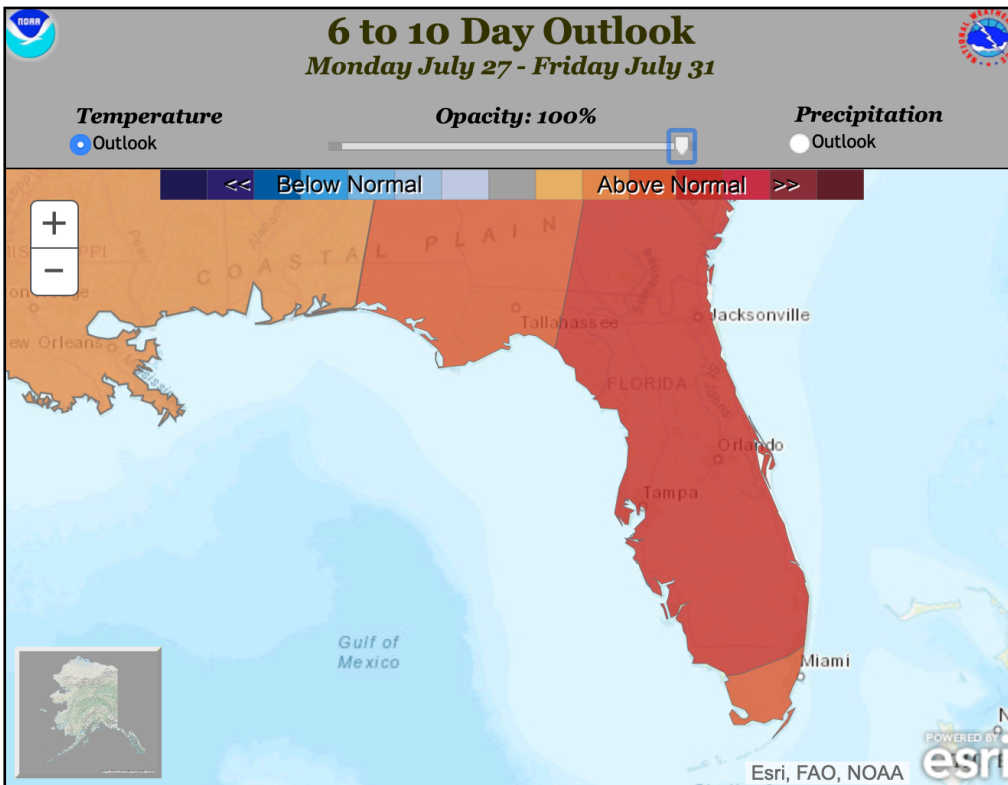
● 7-day rainfall (inches) ● 7-day Maximum Temperature (°F) ● 7-day Minimum Temperature (°F)



NWS 6-10 DAY OUTLOOK



NWS 6-10 day Rainfall Outlook



NWS 6-10 day Temperature Outlook

