

Extension Agricultural Weather Report

August 08, 2022 - August 15, 2022.

STATEWIDE CROP SUMMARY

(Data provided by the National Agricultural Statistics Service Crop Progress and Condition Report)

General

There were 6.6 days suitable for field work.

Livestock and Pastures

Cattle, pasture, and range condition remained mostly good and excellent.

Pasture grass continued to progress and catch up with cattle needs.

Crops

A variety of fruits and vegetables were harvested last week, including okra, bitter melons, and avocados.

Much needed rainfall relieved dry conditions and improved soil moisture statewide.

Excessive rainfall in some locations negatively impacted row crops, and also slowed hay cutting and baling.

Cotton squaring was complete, and bolls were beginning to open in some locations.

Peanut pegging neared completion and some digging began.

Rice harvest continued.

Citrus

Maximum temperatures across the citrus growing region were in the mid 90s, with Clermont (Lake County) reaching 96°F, and Kenansville (Osceola County) and Wauchula (Hardee County) both reaching 94°F.

Light to moderate rainfall fell across the region, with Winter Haven (Polk County) receiving the most at 2.8 inches, followed by Sebring (Highlands County) at 2.17 inches.

According to the August 11, 2022 U.S. Drought

Monitor, parts of Orange County, northeastern Osceola County, and all of the Indian River District were abnormally dry, while the remainder of the citrus growing region was drought free.

Next season's crop was progressing well, with oranges about golf ball to baseball ball size, and grapefruit approximately baseball size and larger.

Grove activities included fertilizing; herbicide, pesticide, and nutritional application; mowing; topping; tree canopy skirting; removal of dead trees; new tree replanting; and general grove maintenance.

Field personnel observed color break on grapefruit in some areas.

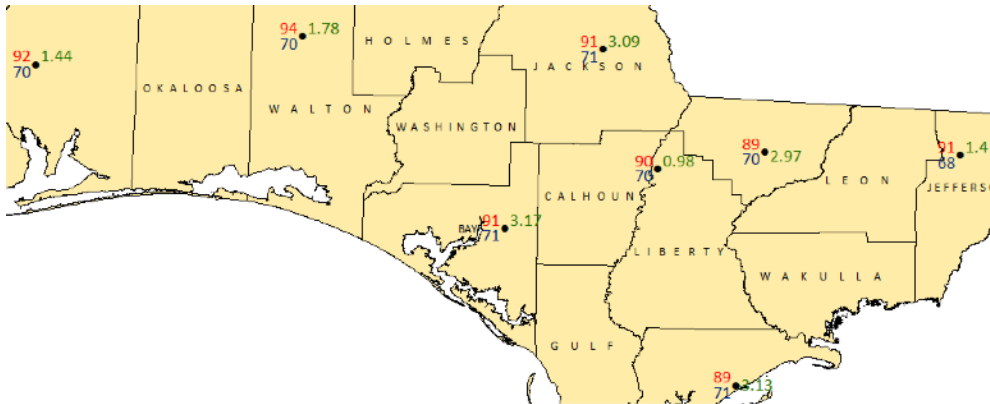
Soil Moisture Summary

(Data provided by the National Agricultural Statistics Service Crop Progress and Condition Report)

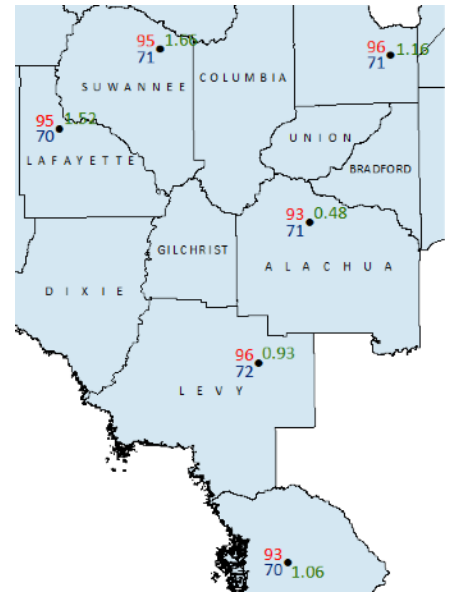
TOPSOIL	THIS WEEK (%)	PREVIOUS WEEK (%)
Very Short	3	3
Short	12	13
Adequate	83	79
Surplus	2	5

Weekly Temperature & Rainfall Data from FAWN Stations by District

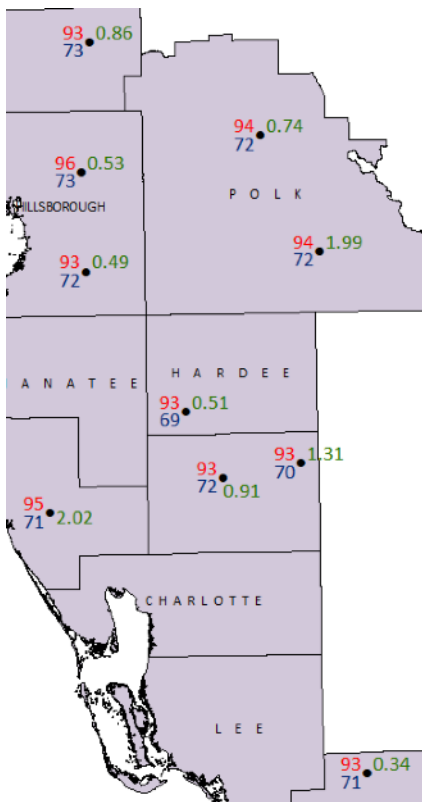
Northwest District



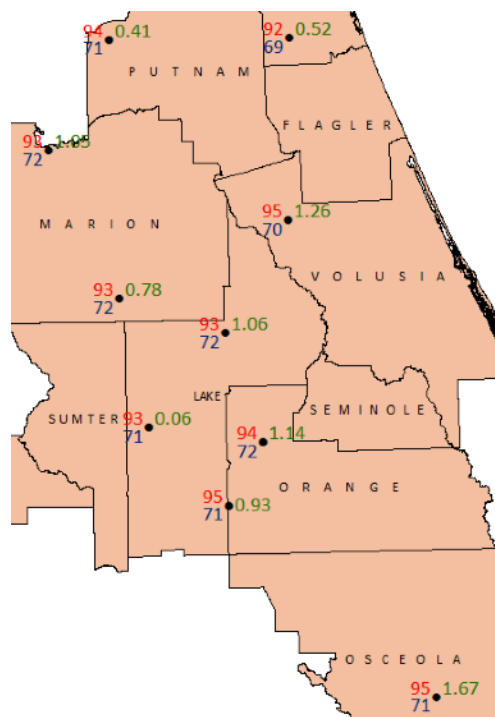
Northeast District



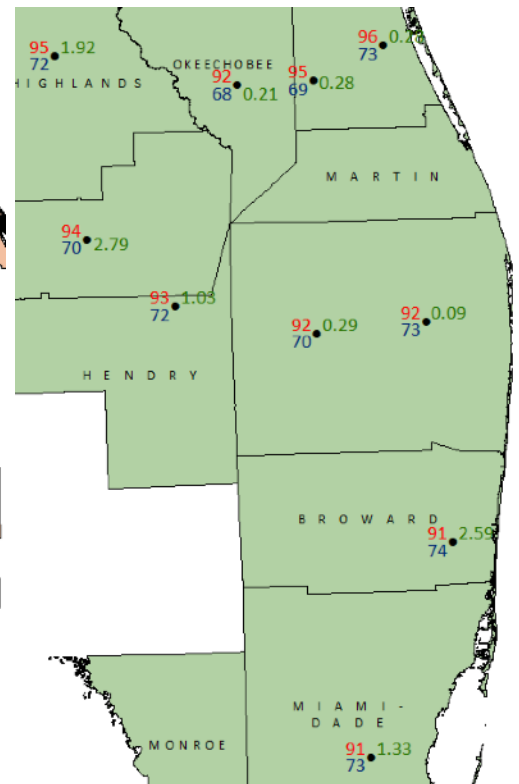
Southwest District



Central District



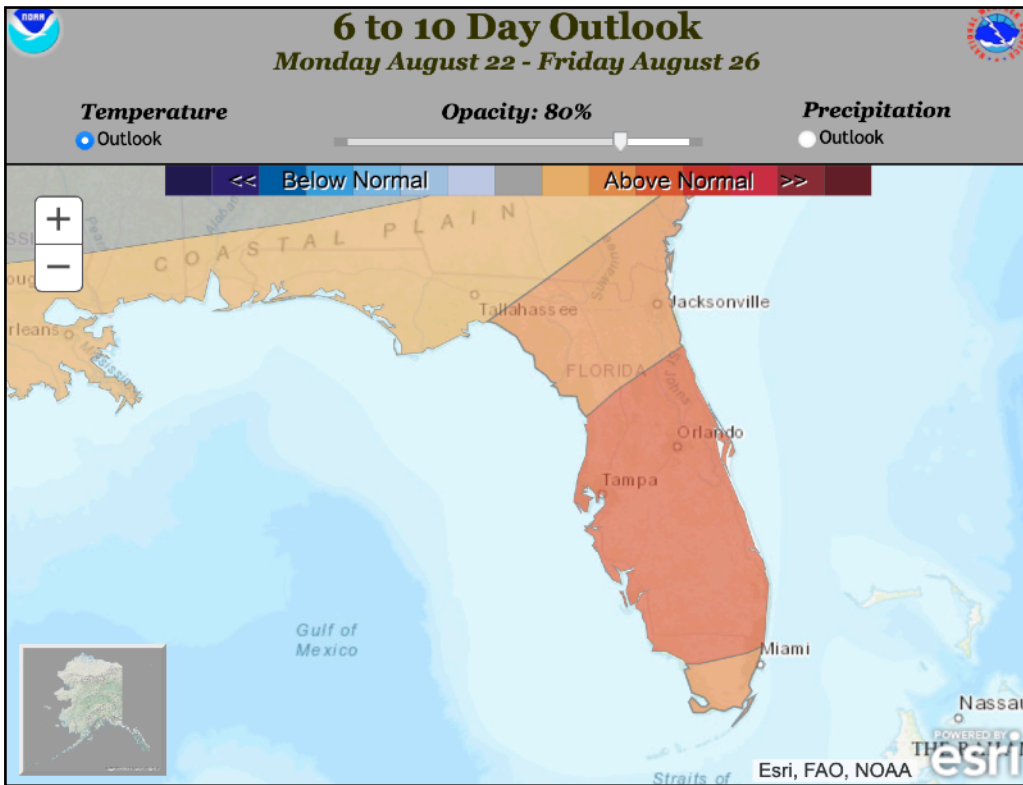
Southeast District



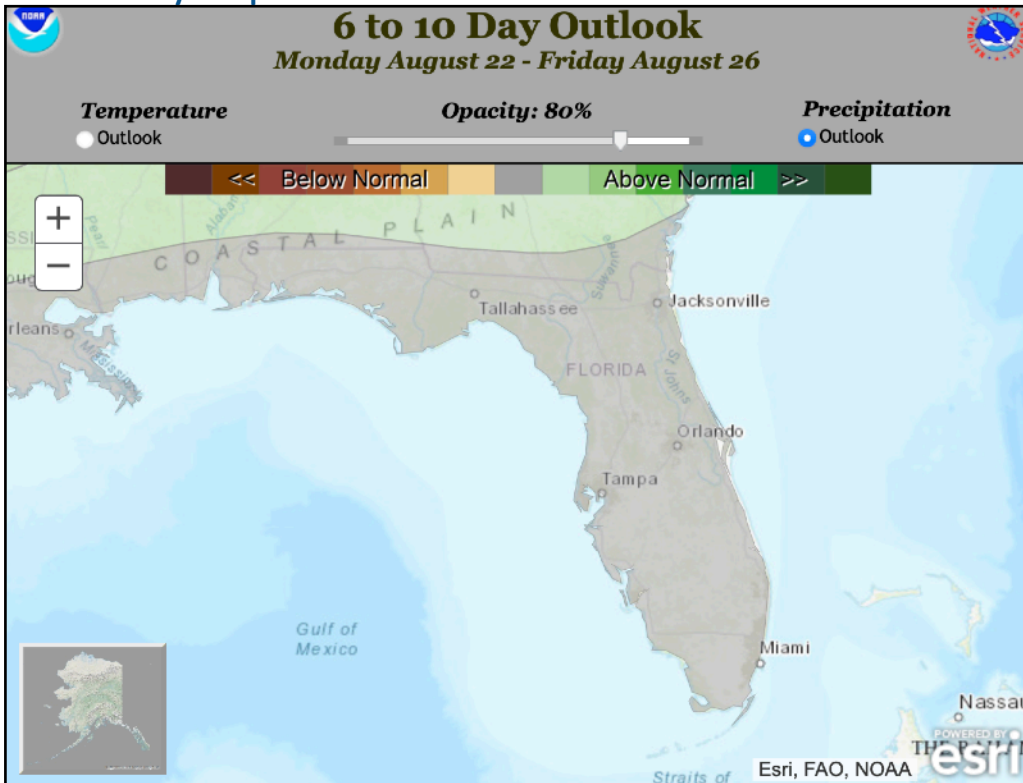
● 7-day rainfall (inches) ● 7-day Maximum Temperature (°F) ● 7-day Minimum Temperature (°F)



NWS 6-10 DAY OUTLOOKS



NWS 6-10 day Temperature Outlook



NWS 6-10 day Rainfall Outlook

