

September 05, 2022 - September 12, 2022

STATEWIDE CROP SUMMARY

(Data provided by the National Agricultural Statistics Service Crop Progress and Condition Report)

General

There were 6.2 days suitable for field work. Precipitation estimates ranged from no rain in some locations to 6.3 inches in Apalachicola (Franklin County). The average temperature ranged from 78.6°F in Niceville (Okaloosa County) to 88.6°F in Key West (Monroe County).

Livestock and Pastures

Cattle, pasture, and range condition remained mostly good to excellent.

Crops

A variety of fruits and vegetables were harvested last week, including okra, bitter melons, and avocados. Rainfall continued to relieve dry conditions and improve soil moisture statewide, but once again delayed peanut digging, corn harvest, and hay cutting. Cotton bolls continued to open across the state. Tomato and watermelon planting continued in the west central part of the state. Land preparation continued for fall strawberry and vegetable planting.

Citrus

Maximum temperatures across the citrus growing region were in the low to mid 90s, with Kenansville (Osceola County) reaching 96°F, and Clermont (Lake County) and Wauchula (Hardee County) both reaching 94°F. Winter Haven (Polk County) received the most rainfall at 4.57 inches, followed by Kenansville (Osceola County) at 3.33 inches.

According to the September 6, 2022 U.S. Drought Monitor, all counties surrounding Lake Okeechobee and the Indian River and several central interior counties were abnormally dry, and a pocket of moderate drought covered some of St. Lucie County. The remainder of the citrus growing region was drought free.

Next season’s crop was progressing well, with oranges about tennis ball to baseball ball size, and grapefruit larger than softball size.

Grove activities included pesticide, herbicide, nutritional, and fertilizer application; limited mowing; dead tree removal; young tree replanting; and general grove maintenance.

Field personnel continued to observe color break on most early oranges.

Irrigation was run in all areas as needed.

Soil Moisture Summary

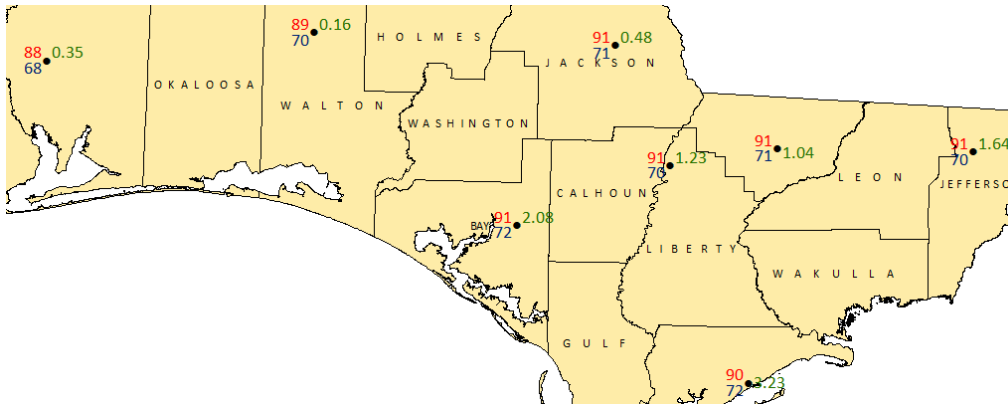
(Data provided by the National Agricultural Statistics Service Crop Progress and Condition Report)

TOPSOIL	THIS WEEK (%)	PREVIOUS WEEK (%)
Very Short	0	0
Short	8	9
Adequate	81	80
Surplus	11	11

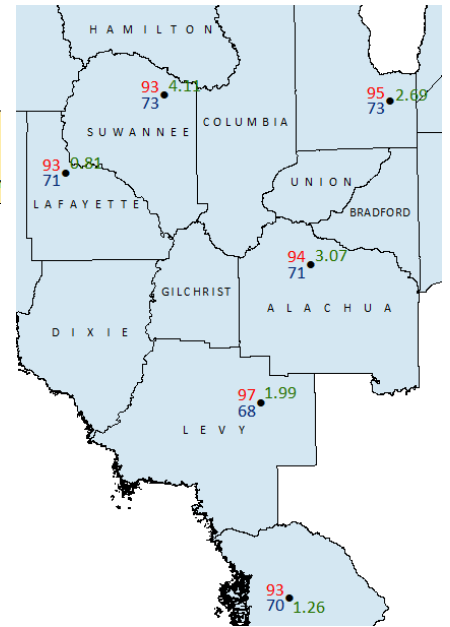


Weekly Temperature & Rainfall Data from FAWN Stations by District

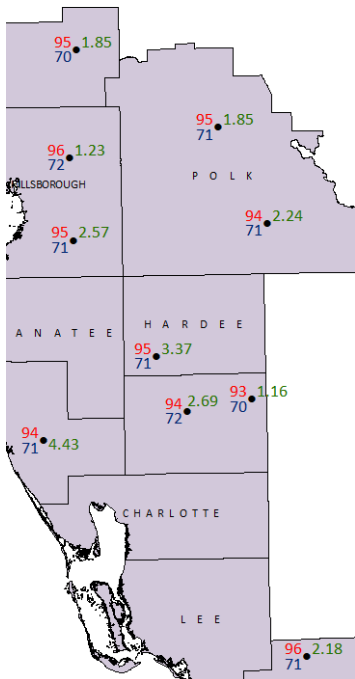
Northwest District



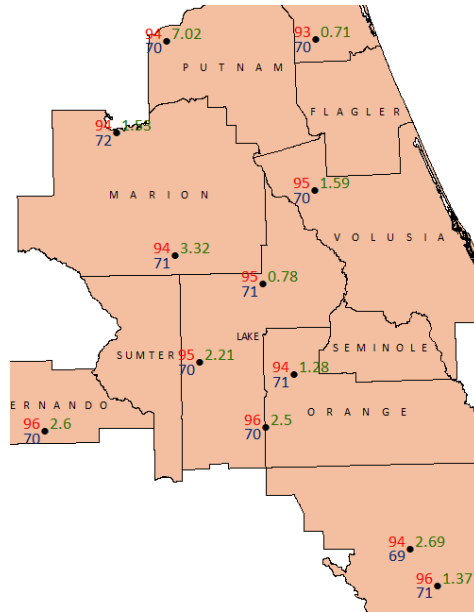
Northeast District



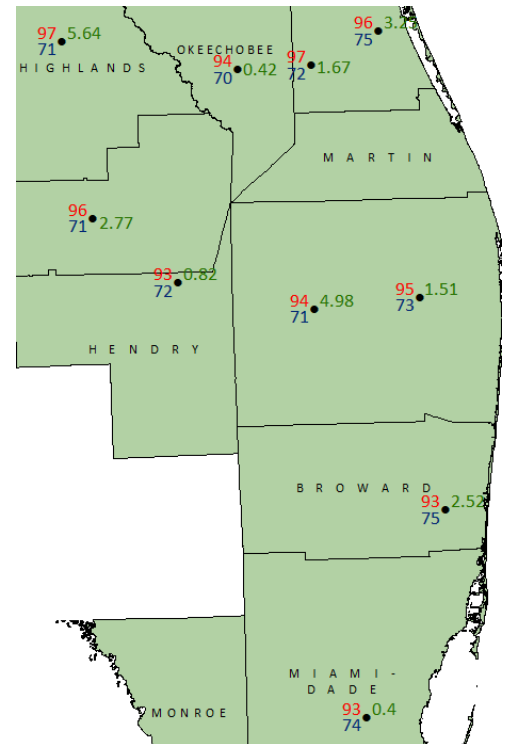
Southwest District



Central District



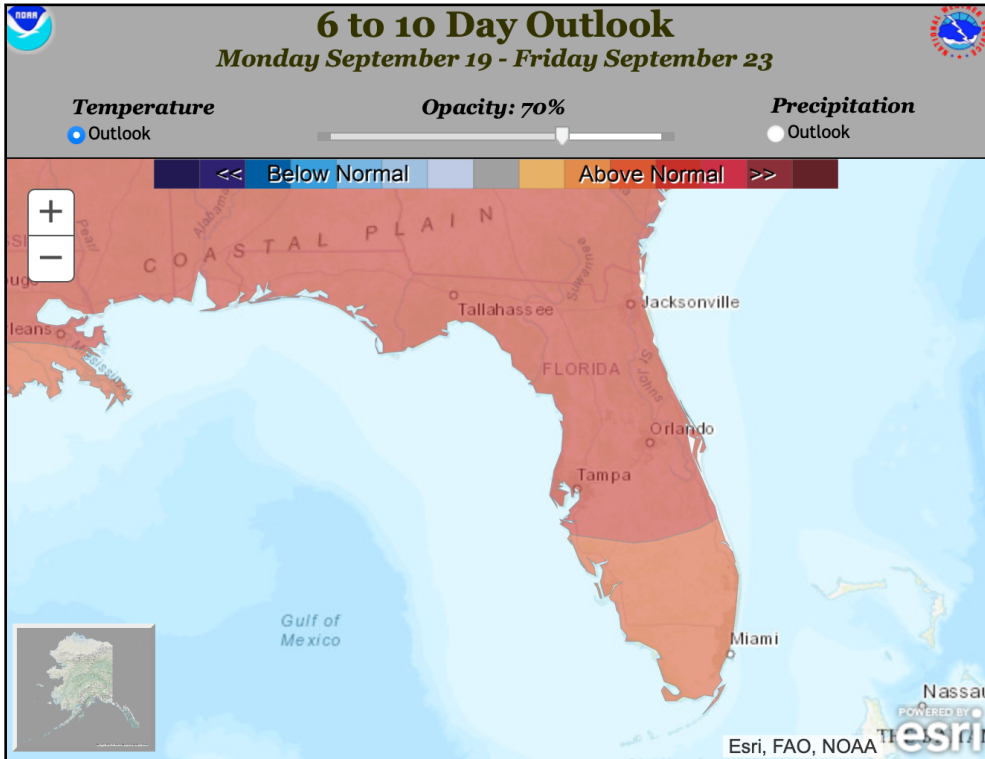
Southeast District



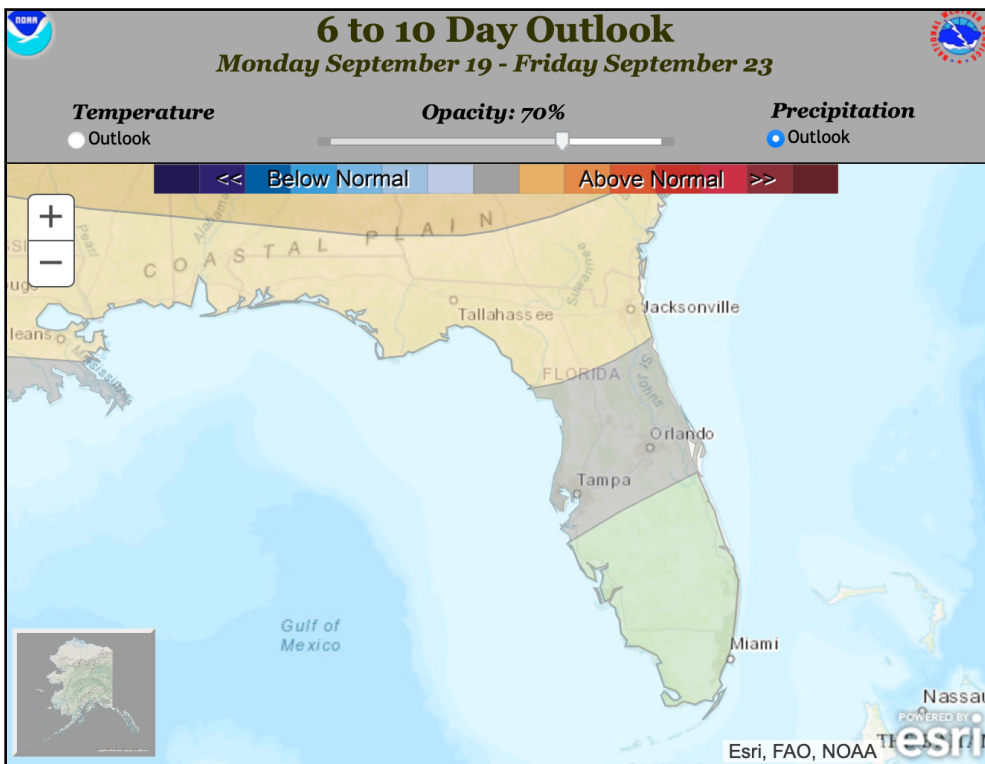
● 7-day rainfall (inches) ● 7-day Maximum Temperature (°F) ● 7-day Minimum Temperature (°F)



NWS 6-10 DAY OUTLOOKS



NWS 6-10 day Temperature Outlook



NWS 6-10 day Rainfall Outlook

