

October 17, 2022 - October 24, 2022

## STATEWIDE CROP SUMMARY

(Data provided by the National Agricultural Statistics Service Crop Progress and Condition Report)

### General

There were 6.9 days suitable for field work. Precipitation estimates ranged from no rain to 3.6 inches in Golden Gate (Collier County). The average temperature ranged from 57.2°F in Niceville (Okaloosa County) to 81.1°F in Key West (Monroe County).

### Livestock and Pastures

Cattle and pasture condition were mostly fair to good. Damaged pastures in the southern part of the state forced producers to continue relocating or selling cattle. Dry conditions in the northern part of the state continued to limit pasture growth.

### Crops

Hurricane-damaged areas improved, allowing harvest and planting to pick back up. Persistent dry conditions in the northern part of the state allowed producers to continue to dig and harvest peanuts, with early frosts expediting these activities. Cotton bolls were nearly all open across the state and harvest was picking up. Okra, green beans, malanga, and strawberries were all planted last week. Sugarcane harvest picked up. Rice harvest was expected to finish within a few weeks.

### Citrus

Maximum temperatures across the citrus growing region were in the upper 70s to low 80s, with Clermont (Lake County) reaching 81°F. Bartow (Polk County) and Kenansville (Osceola County) both received 1.1 inches of rainfall.

According to the October 20th, 2022 U.S. Drought Monitor, the entire citrus growing region was drought free.

Harvest of Fallglo and Early Pride tangerines, and some early and Navel oranges had begun for the fresh market. Processed oranges included only cold storage fruit from last season.

Next season's crop was progressing well, with oranges about tennis ball to baseball size, and grapefruit larger than softball size.

Grove activities included pesticide, herbicide, nutritional, and fertilizer application; mowing; dead tree removal; young tree replanting; post-hurricane repair of greenhouses and other grove structures; and general grove maintenance.

Irrigation was run in all areas as needed.

Field personnel continued to observe color break on most early oranges, and some beginning on mid season varieties.

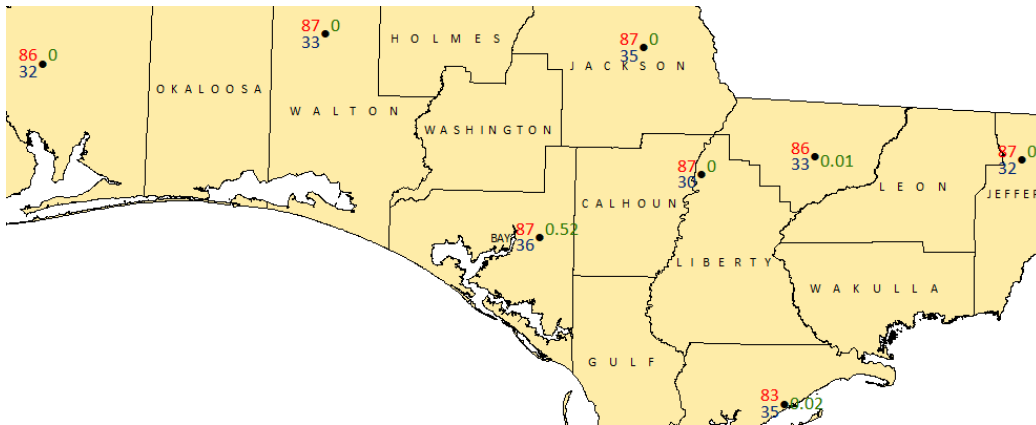
### Soil Moisture Summary

(Data provided by the National Agricultural Statistics Service Crop Progress and Condition Report)

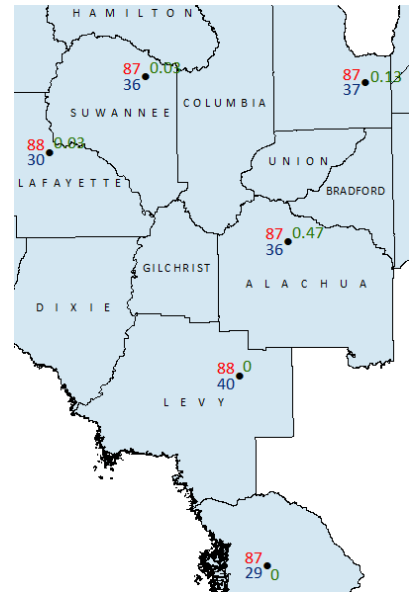
| TOPSOIL    | THIS WEEK (%) | PREVIOUS WEEK (%) |
|------------|---------------|-------------------|
| Very Short | 12            | 14                |
| Short      | 15            | 15                |
| Adequate   | 51            | 58                |
| Surplus    | 22            | 13                |

# Weekly Temperature & Rainfall Data from FAWN Stations by District

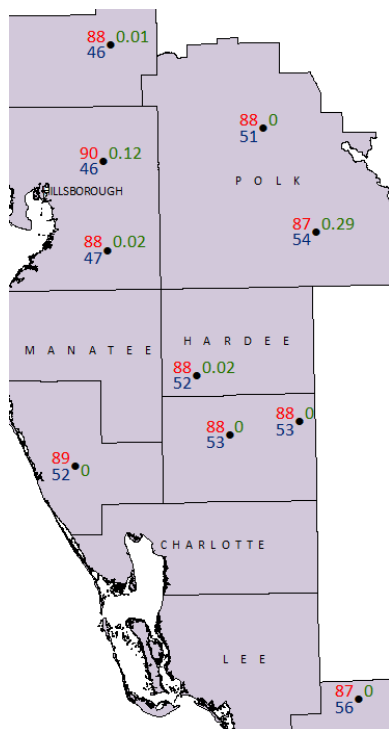
Northwest District



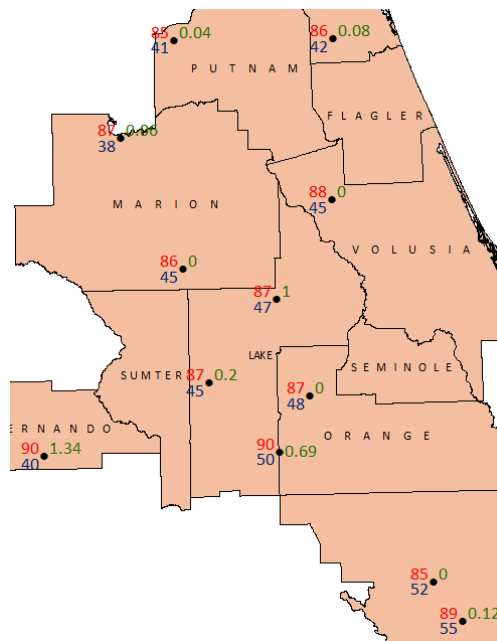
Northeast District



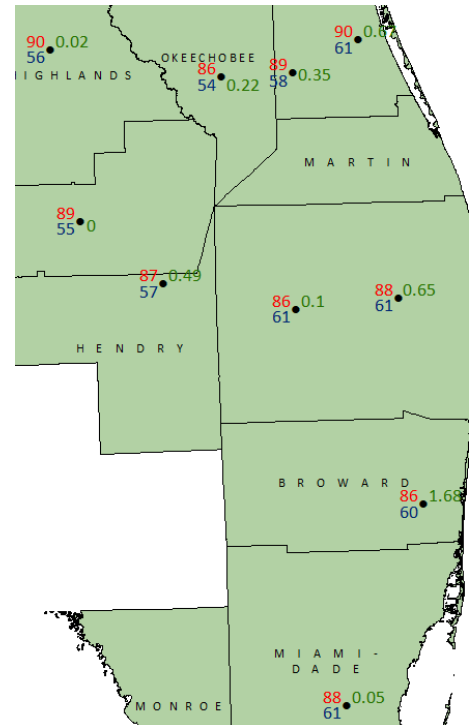
Southwest District



Central District



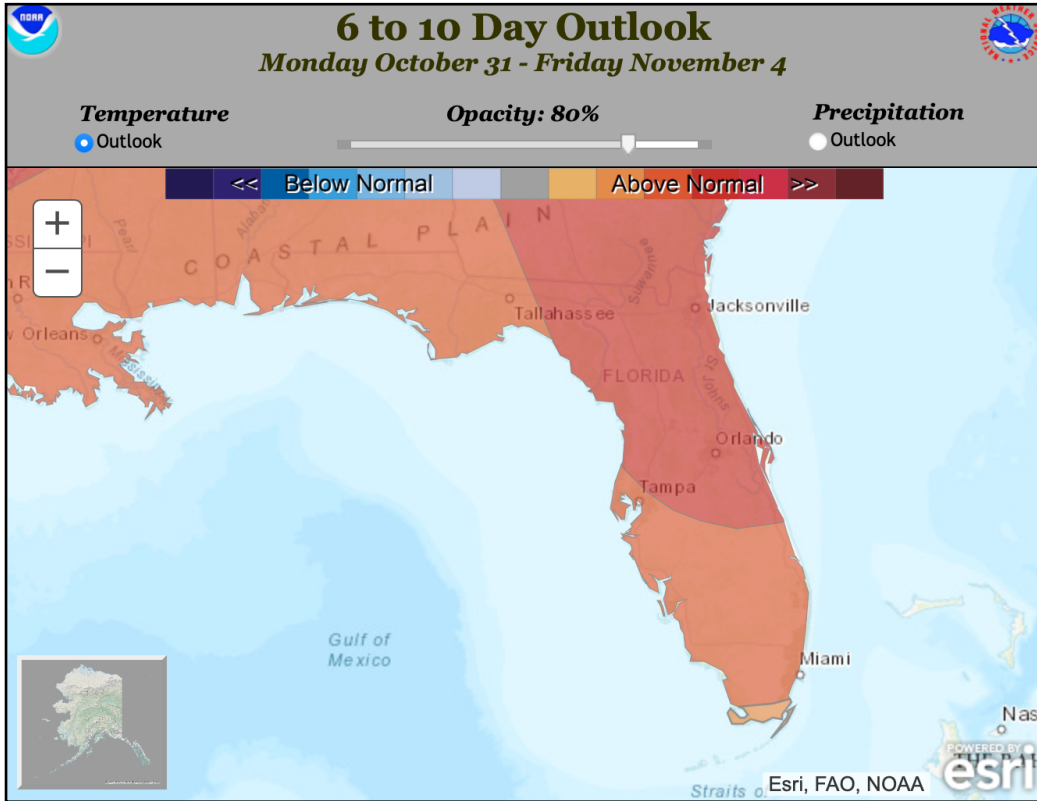
Southeast District



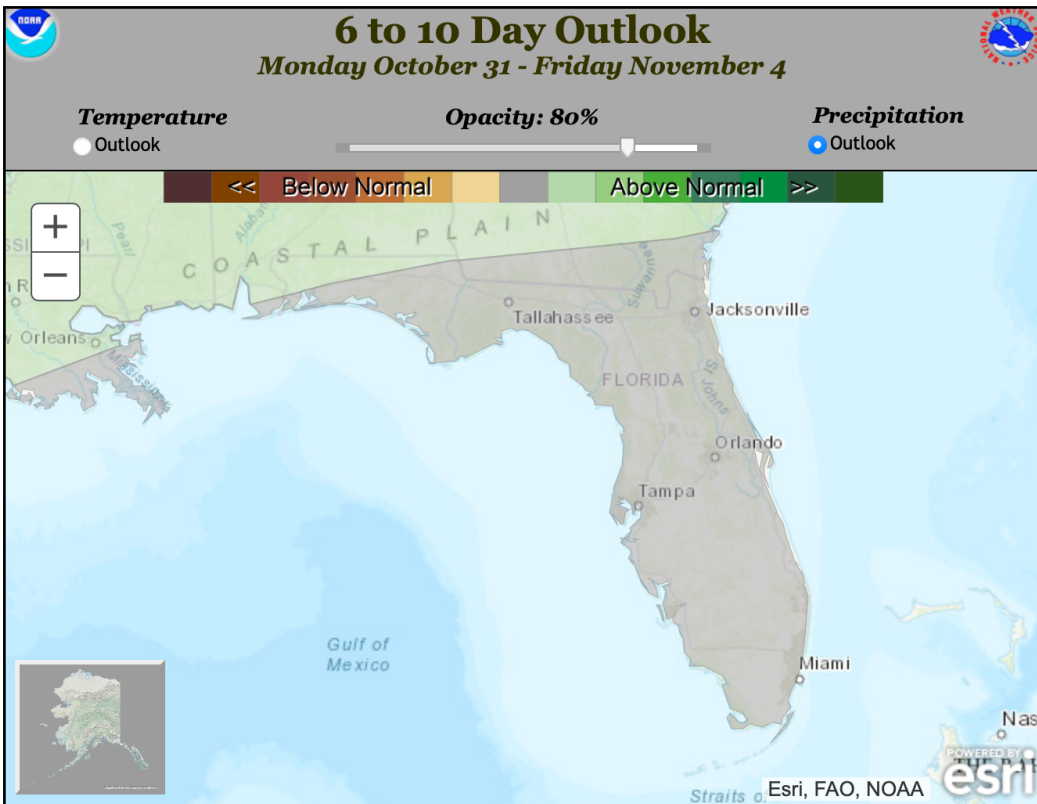
● 7-day rainfall (inches)    ● 7-day Maximum Temperature (°F)    ● 7-day Minimum Temperature (°F)



# NWS 6-10 DAY OUTLOOKS



NWS 6-10 day Temperature Outlook



NWS 6-10 day Rainfall Outlook

